



**CATÓLICA
LISBON**
BUSINESS & ECONOMICS

**HOW INFLUENCERS' CREDIBILITY ON INSTAGRAM
IS PERCEIVED BY CONSUMERS AND ITS IMPACT ON
PURCHASE INTENTION**

MARTA REBELO

DISSERTATION WRITTEN UNDER THE SUPERVISION OF PROFESSOR
CAROLINA AFONSO

DISSERTATION SUBMITTED IN PARTIAL FULFILMENT OF REQUIREMENTS
FOR THE MSc IN BUSINESS ADMINISTRATION, AT THE UNIVERSIDADE
CATÓLICA PORTUGUESA, MAY 2017

ABSTRACT

Title: How influencers' credibility on Instagram is perceived by consumers and its impact on purchase intention

Author: Marta Figueiredo Rebelo

The purpose of this thesis is to understand the perception Instagram users, in other words consumers, have of influencers they follow on Instagram. Consumer perceived credibility of influencers, and its impact on the purchase intention, is therefore studied. This dissertation aims to highlight which credibility dimensions better explain the purchase intention. Gender is also explored to verify behavior differences between female and male consumers.

To better analyze the perceived credibility of influencers and purchase intention, scales previously developed were applied and adapted as proposed by Ohanian (1990) and Dodds, Monroe & Grewal (1991), respectively.

The present study is exploratory and quantitative. It was implemented through an online survey, where only active Instagram users that follow one or more influencers on the platform were selected. Overall, 285 valid responses were collected.

The results of the present study indicate that perceived "attractiveness" and "trustworthiness" of influencers are the dimensions of credibility that better explain consumers' purchase intention. In what concerns gender differences, it is verified that more female than male consumers are influenced by perceived trustworthiness.

The developed model aims to support brands and marketers in better understanding the effects perceived credibility of influencers has on consumption, and of its impact in purchase intention.

RESUMO

Título: Como a credibilidade nos influenciadores do Instagram é percebida pelos consumidores e o impacto que causa na intenção de compra

Autora: Marta Figueiredo Rebelo

O propósito desta tese é compreender as percepções que os utilizadores do Instagram, que neste caso são os consumidores, têm para interagir com influenciadores no Instagram. Desta forma, é estudado o impacto que a credibilidade percebida pelos consumidores nestes Influenciadores tem na intenção de compra. Esta dissertação visa destacar quais os tipos de credibilidade que melhor explicam a intenção de compra. Os dois géneros dos consumidores são também explorados, de modo a verificar se há diferenças no comportamento entre os homens e mulheres.

Para compreender melhor o impacto que os influenciadores têm nas percepções de credibilidade dos consumidores e na intenção de compra, foram utilizadas e adaptadas escalas previamente propostas por Ohanian (1990) e Dodds, Monroe & Grewal (1991), respectivamente.

O presente estudo é exploratório e quantitativo. Na fase de recolha de dados foi feito um questionário online, onde foram seleccionados apenas os utilizadores do Instagram que se consideram activos e que seguem um ou mais influenciadores na plataforma. No total foram obtidas 285 respostas válidas.

Os resultados obtidos neste estudo indicam que a “atractividade” e a “confiabilidade” percebida pelos consumidores nos influenciadores são as dimensões de credibilidade que melhor explicam a intenção de compra. Relativamente às diferenças entre homens e mulheres, constata-se que a percepção da confiabilidade de um influenciador tem mais influência nas mulheres do que nos homens.

O modelo desenvolvido tem como objectivo auxiliar marcas e *marketeers* a compreender melhor o impacto que a credibilidade percebida pelos consumidores nos influenciadores tem na intenção de compra.

ACKNOWLEDGEMENTS

I would like to express my gratitude to Professor Carolina Afonso, who supported me in every stage of this research, without whom it would have been impossible to accomplish this goal – especially for encouraging me to write about this new topic. She instantly understood my passion for Instagram, and has constantly guided me in the right direction.

I would also like to thank my friends and colleagues that consistently supported me throughout this challenging task, particularly Marta Lopes for all the advice she provided me with while constructing this thesis.

Last, but not least, I must express my profound gratitude towards my parents, sister and boyfriend for always believing me and comforting me in despairing times. Especially my father, with his inspiring wisdom and positive energy. This accomplishment would not have been possible without them.

TABLE OF CONTENTS

Chapter 1. Introduction	9
1.1 Background.....	9
1.2 Problem statement.....	11
1.3 Aim.....	12
1.4 Scope.....	12
1.5 Research method.....	12
1.6 Academic and managerial relevance.....	13
1.7 Dissertation outline.....	16
Chapter 2. Literature Review and Conceptual Framework	17
2.1 <i>Web 2.0 and the Emergence of Social Media (SM)</i>	17
2.1.1 Definition of SM.....	17
2.1.2 Main SM platforms.....	17
2.1.3 Importance of SM for businesses and consumers.....	18
2.1.4 Benefits of using SM platforms.....	20
2.1.5 SM platforms in Portugal.....	21
2.2 <i>Influencers presence on Instagram</i>	22
2.2.1 The emergence of Instagram.....	22
2.2.2 Influencers.....	23
2.2.3 Instagram in a business context.....	25
2.2.4 Main brands' presence on Instagram.....	26
2.3 <i>The role of credibility to explain the interaction with influencers and the impact on purchase intention</i>	27
2.3.1 Definition of credibility.....	27
2.3.2 Attractiveness.....	28
2.3.3 Trustworthiness.....	28
2.3.4 Expertise.....	29
2.4 <i>Purchase intention</i>	29
2.5 <i>Gender</i>	31
2.6 <i>Conclusion and conceptual framework</i>	32
Chapter 3. Methodology	34
3.1 <i>Research approach</i>	34
3.2 <i>Research instruments</i>	35
3.2.1 Population and sample.....	35
3.2.2 The survey.....	35
3.2.3 The measures.....	36
Chapter 4. Results analysis	37
4.1 <i>Preliminary analysis</i>	37
4.1.1 Data collection and analysis.....	37
4.1.2 Sample characterization.....	37
4.1.3 Data screening – univariate and multivariate outliers.....	40
4.1.4 Data reliability.....	40
4.1.5 Principal component analysis (PCA).....	41
4.1.6 Correlation analysis.....	42
4.1.7 Descriptive statistics.....	43
4.2 <i>In-depth analysis</i>	44

4.2.1 Research questions	44
Chapter 5. Conclusions	51
5.1 <i>Academic contributions</i>	51
5.2 <i>Managerial contributions</i>	52
5.3 <i>Limitations and future research recommendations</i>	54
APPENDICES	56
REFERENCES	76

LIST OF FIGURES

Figure 1. Top 13 social media platforms visual comparison.....	18
Figure 2. Number of monthly active Instagram users from January 2013 to April 2017 (in millions).....	23
Figure 3. Top 15 leading brands ranked by number of Instagram followers (in millions).....	26
Figure 4. Conceptual framework.....	32
Figure 5. Gender distribution.....	37
Figure 6. Age distribution.....	38
Figure 7. Occupation distribution.....	38
Figure 8. Education level distribution.....	39
Figure 9. Monthly net income distribution.....	39

LIST OF TABLES

Table 1. Scales' reliability test analysis.....	40
Table 2. Pearson correlation's analysis.....	43
Table 3. Linear regression – credibility and purchase intention.....	44
Table 4. Multiple linear regression – attractiveness, trustworthiness, expertise and purchase intention.....	45
Table 5. Chi-square test – gender and attractiveness.....	46
Table 6. Chi-square test – gender and trustworthiness.....	46
Table 7. Chi-square test – gender and expertise.....	47
Table 8. Chi-square test – gender and purchase intention.....	47
Table 9. Female – multiple linear regression – attractiveness, trustworthiness, expertise and purchase intention.....	48
Table 10. Male – multiple linear regression – attractiveness, trustworthiness, expertise and purchase intention.....	49

Chapter 1. Introduction

1.1 Background

The omnipresent smartphone and other mobile devices have generated lots of Social Media (SM) applications (Yadava, Joshia & Rahmanb, 2015). SM has become essential for social networking and content sharing (Asur & Huberman, 2010), but also performs an important role in the economic interests of small businesses (Habibi et al, 2014). Therefore, according to Evans, Bratton, & McKee (2010), the possibility of SM marketing in marketers' business activities may be an advantage.

Regarding SM platforms, Instagram stands out because it is the fastest growing SM network nowadays (Garifova, 2016). The quick evolution of Instagram (90 million monthly active users since 2013 to 700 million monthly active users in 2017) provides an increasing number of organizations pondering to promote in the platform, and for some of them it is an essential prerequisite (Statista.com 2017). Moreover, Instagram gained 1 million users two months after its launching and hasn't stopped growing consistently every year. If comparing Instagram's with other SM growth, Twitter took 2 years to reach the exact same amount of users and Foursquare, 1 year (Instagram.com, 2017).

This rise of Instagram has also been accompanied by that of brands investing on a presence on this SM network. Forrester research (2017) demonstrates that more than half of the top 50 brands (58%) post on Instagram an average of 5.6 times per week. Also, its engagement with brands is 10 times higher than Facebook's, 54 times higher than Pinterest's and 84 times higher than Twitter's. Additionally, engagement per post has risen 416% in 2 years. These Instagram data show how imperative this trend is for advertisers wanting to achieve their audience (Brandwatch.com, 2016).

SM evolution has led to the emergence of influencers such as "Instagrammers", "YouTubers" and "Bloggers". Influencers are common Internet users who gather a huge following on SM through the engagement with followers in digital and physical spaces by coordinating advertorials into their SM posts (Senft, 2008). Several advertorials in the influencer business are exceptionally customized, since they give their opinion about products and services they experienced themselves and endorse for a fee (Abidin, 2016). In addition, van der Walddt et al. (2009: 102) wrote that the "right choice of influencer

can be effective in establishing a position for newly launched product and it can also change perceptions on a product that has been positioned in a wrong way”.

Therefore, for marketing managers, understanding the consumer perception of influencers might enable more efficiency (van der Waldt et al., 2009).

Since consumers usually tend to perceive friends and the influencers they follow as more credible than distant and motivated sources (Nielsen, 2013), plenty research was conducted to explore consumers’ perceived credibility of influencers. To fulfill that, a large literature on “source effects” was executed (Janis and Hovland 1959; Ohanian 1990). Moreover, consumers are increasingly skeptical about marketing advertisers (Campbell and Kirmani 2008; Friestad and Wright 1994) and, consequently, there is a craving for product and message authenticity (Brown, Kozinets, and Sherry 2003).

Since consumers perceive the content generated by influencers as more credible than the content provided by the sellers (Jonas, 2010), their willingness to set a purchase intention might increase (Waltd, Loggerenberg & Wehmeyer, 2009; Fan & Miao, 2012). Additionally, Lecinski (2011) reported that 70% of purchase decisions occur during online search, specifically when products are recommended. Fleishman-Hillard and Harris (2012) reveal that 89% of consumers buy products through the Internet.

So, exploring Instagram users’ perceived credibility of influencers is relevant for marketers and brand managers, as consumers buy a greater amount of a company product when influencers develop credibility in their relationship with the product, and demonstrate they would appreciate to use that specific product (Erdogan, 1999; Ohanian, 1991; van der Waldt et al., 2009).

Considering consumers get and share information on products and services via digital platforms (Clemons, 2009), in order to increase purchase intention, organizations need to meet the goals and requests of consumers (Fortsythe et al., 2003). To attain it is critical to deeply investigate the impact of the perceived credibility of an influencer as a determinant of purchase intention, and which dimensions of credibility have a higher influence on purchase intention. Therefore, this study aims to examine whether the influencer influences purchase intention.

Besides that, according to Fan & Miao (2012), gender affects communication. In virtual

communities, being a female or male consumer is a significant and relevant aspect on communication and purchase transactions. It is thus fundamental to understand gender differences in their purchase intentions (Chiu, Lin & Tang, 2005), to support their presence, and to promote the development of online shopping. One other goal of this study is therefore to understand the differences of each gender regarding the relation between the perceived credibility of an influencer and purchase intention.

1.2 Problem statement

Past research shows that with the emergence of SM, the way consumers interact with brands completely changed. Consumers are getting used to look for information from individuals with a high rate of visualizations, usually referred as influencers (Liu et al., 2015). Meanwhile, companies keep making efforts to investigate the impact of influencers on sales and advertising. Hence, Liu et al. (2015) stated that the ability of identifying influencers has ended up being important for companies, since with the utilization of SM platforms advertising messages can be spread faster, and be better promoted via influencers' recommendations to their extensive followers. It is thus of great importance for marketers to understand that if they use SM platforms and its influencers efficiently, their marketing campaigns may get more consumers and boost their return rate.

Past research shows that influencers' image has a positive impact on the image of several brands (Walker et al., 1992) as well, their endorsement in strengthening companies financially (Agrawal and Kamakura, 1995; Mathur et al., 1997). Using them as a marketing tool may consequently help brand managers announcing a new product or repositioning an existing one (Kaikati, 1987).

According to Sertoglu et al. (2014), if consumers believe the content posted by the influencer, it is more likely that they will frame a purchase intention. Considering that SM intrinsically drives consumers to suspect company commercials in SM (Akar & Topçu, 2011), and since the genuine experience of an experienced consumer is handily feasible, this problem can be minimized if managers and marketers understand which perceptions of credibility do Instagram users have of influencers, and the impact these have on purchase intention. They may then adapt their strategies and convince managers and marketers that Instagram and influencers are an important "bridge" for purchasing and promoting the purchase growth.

Instagram thus being the platform getting more engagement from consumers (WeAreSocial.com, 2017), and influencers' posts a convenient marketing device and an essential reference source when consumers make a purchase decision (Chen & Xie, 2008), the research problem of this thesis lies in exploring how influencers' credibility is perceived by Instagram users, and the effect these influencers might have on purchase intention.

1.3 Aim

This study proposes to understand to what extent do Instagram users perceive the credibility of influencers and whether these influence their intention of purchasing the promoted products. Afterwards, the aim is also to assess if there are differences concerning each gender, and finally, if it they are verified, which are the main differences among female and male Instagram users.

In order to acknowledge this aim, two distinct research questions are put forward, namely:

RSQ1_A – *Does perceived credibility of an influencer on Instagram influence purchase intention of the products promoted by the influencer?*

RSQ2_A – *Are there any differences on perceived credibility of an influencer and on purchase intention of the products promoted by the influencer concerning gender - related characteristics?*

1.4 Scope

Through the use of the Instagram platform, the goal of this thesis is mainly to explore the perceptions of credibility that Instagram users have regarding an influencer, and subsequently of studying its impact on the purchase intention of the products promoted by the influencer. Afterwards, it aims to understand if the impact on purchase intention is different concerning female and male Instagram users' perceived credibility of influencers.

1.5 Research method

In this thesis, an exploratory, quantitative and descriptive research approach is taken. Exploratory, for this topic has not yet been studied in-depth, and it was necessary to collect some data through qualitative research.

The study is also quantitative, since primary data is the main source to conduct this research, by analyzing the major perceived credibility dimensions of an influencer and their impact on purchase intention and also by exploring if there are any differences on the impact of these constructs through an analysis of the different genders.

Descriptive, since some studies have already analyzed credibility aspects of consumers to follow an endorser and further the purchase intention aspects. Therefore, it is also supported by secondary data collected through quantitative research.

Moreover, the study is based only on the behavior of active Portuguese Instagram users, aged 18 years old or up, that follow one or more Influencers on Instagram. A quantitative and exploratory study is thus held with primary data collected through an online and self-administered survey made in *Qualtrics* and later analyzed in *SPSS*.

1.6 Academic and managerial relevance

According to Messik (2012) Social Media can be considered as an intra-organizational communications tool and since more customers are adopting their mobile devices as a tool to search and make purchases online, more attention should be paid from entrepreneurs to improve their sites, so they can be convenient in usability, in order to better target their audiences. Therefore, it is fundamental to know how to use all the features that SM marketing include in today circumstances (Garifova, 2016).

Additionally, Garifova (2016) pointed out that Facebook mostly represents the raise of SM networks, followed up by Twitter and more recently by Instagram. Garifova (2016) also invoked that the evidence that Instagram is quickly developing contributes to the fact that more companies fancy to promote in this network.

Academically speaking, very little research concerns the potential of Instagram influencers nowadays. Despite the field being relatively new, previous studies provided empirical support of influencers' importance and of the general qualities of an influencer (Zhang, Moe & Schweidel, 2017; Kapitan and Silvera, 2016; Freberg et al., 2010; Mangold & Faulds, 2009). However, these studies are focused on other popular social media networks, such as Blogs, Facebook, Twitter and YouTube (Uzunoglu & Kip, 2014), with no considerable amount of research made in direct regard to Instagram. Additionally, instead of the Instagram's influencers context that is studied in the present research, current studies regarding Instagram focus mostly on other fields (Bakhshi et

al., 2014; Hochman and Schwartz, 2012; Hu et al., 2014; Silva et al., 2013).

Moreover, few studies have considered consumers' credibility factors to interact with influencers through Blogs (Ohanian, 1990). However, to the best of our knowledge, no other studies were conducted and applied to the Portuguese market about the specific Instagram platform. Moving forward, as consumers are increasingly applying social media as a source of information related to the brands they aim to know better (Baird and Parasnis, 2011; Naylor et al., 2012) and because the information provided by influencers influences positive perceptions of credibility on consumers (Chu and Choi, 2011; Chu and Kim, 2011), the present thesis aims to understand the perceived credibility of these influencers on Instagram users, based on several studies (Ohanian, 2010; Sertoglu et al., 2014; Newell and Goldsmith, 2001; Cosenza et al., 2015; Cheng and Ho, 2014).

Again, since consumers purchase more products from a company when influencers can build credibility about their relationship with the product by showing their followers they would appreciate to use the particular product (Erdogan, 1999; Ohanian, 1991; van der Walddt et al., 2009), the main goal of this study is to explore Instagram users' perceived credibility of an influencer as to understand the impact on purchase intention (Dodds et al., 1991; Akar and Aslihan, 2015; Jiménez and Mendoza, 2013; Taylor and Baker, 1994), based in a few studies (Sertoglu, Catli & Korkmaz, 2014; Ohanian, 1990).

The findings from this study aspire to make a contribution to the broad literature and its research efforts to formulate new and fresh variables on the digital consumer behavior subject, throughout the investigation of the link between Instagram users' perceived credibility of influencers on Instagram platform, and consequently its impact on the purchase intention of the products promoted by the influencers. Afterwards, it also aims to explore gender – related differences among the same constructs, since several studies prove that are considerable differences regarding gender characteristics (Flanagan and Metzger, 2003; Ferebee, 2008; Deaux & Kite, 1987; Meyers-Levy & Sternthal, 1991; Hinz, McCarthy & Schlarbaum, 1977; Allen, 2001; Kwak et al., 2002; Slyke et al. 2002; Rodger & Harrys, 2004).

For management, being the influencer the main source of information, perceived credibility is a meaningful aspect for the advertiser (Friedman et al., 1978). Moreover,

brands are recognizing the power of influencers to directly influence their connected network by making suggestions, which result in the search for purchasable products (Flynn, Goldsmith & Eastman, 1996). Therefore, companies are looking for ways of using this influence in order to create interest, drive action, create goodwill, establish expertise and dialogue with their online stakeholders (Gardner, 2005), instead of focusing only on conventional media. Consequently, by understanding the opportunities influencers provide, marketers seek to benefit from characteristics such as their perceived credibility (Schmallegger & Carson, 2008).

According to Katz & Lazarsfel (1995) it is difficult for brand managers to communicate directly with consumers, but they have the opportunity to influence it by using influencers as intermediates. Furthermore, it is important to explore the role that influencers have on SM as it is found to have impact on consumers' purchase decisions (Kaplan & Haenlein, 2009).

Therefore, this dissertation aims to provide relevant managerial implications for determining the credibility of influencers as perceived by Instagram users and the impact it has on purchase intention, which intends to help marketers and advertisers when trying to figure out what perceptions of influencers are better perceived by the Instagram users to engage with influencers and their purchase intentions. Subsequently, marketers can better segment and shape strategies by understanding Instagram users' perceived credibility of influencers more accurately, and therefore better acknowledge the underlying mechanism of consumer/Instagram user and influencer on Instagram.

An understanding of gender differences regarding perceived credibility and its relation with purchasing through SM platforms and purchase intention is also useful for researchers interested in disclosing insights of purchase intention (Chiu et al., 2005). Another pertinent question that this research aims therefore to answer, is whether the credibility of an influencer is perceived differently by female and male Instagram users, and if their purchase intentions also differ from each other.

To conclude, and since this dissertation is based on active Portuguese Instagram users, this study hopes to support brand managers as well as marketers to engage in the market by presenting insights on how influencers' credibility is perceived by Instagram users, and the impact it has on the purchase intention of the products promoted by the

influencers.

1.7 Dissertation outline

The first chapter presents an introduction to the dissertation's subject, concerning its problem statement, aim, scope of analysis, research method and academic and managerial relevance. The second chapter provides the results of an extensive literature on social media marketing, particularly on the use of one specific platform, Instagram, as a business tool. Perceived credibility and purchase intention constructs are explored along this chapter, as well as the differences between genders. Based on this literature, research questions arose, concerning the intent to understand the relationship among these constructs. The third chapter establishes the methodology used throughout this research in order to collect the data required to analyze the research questions formulated. In the fourth chapter the primary data is evaluated, the main results are exposed and a preliminary analysis is attempted, conducive to the confirmation of data reliability and suitability, followed by an in-depth analysis. Finally, the last chapter provides the major conclusions of this research, accompanied by the limitations and recommendations for future research that can be shaped from this subject.

Chapter 2. Literature Review and Conceptual Framework

2.1 Web 2.0 and the Emergence of Social Media (SM)

2.1.1 Definition of SM

Firstly, Web 2.0 describes a second generation of the World Wide Web that focuses on the capacity to cooperate and share information online. In other words, Web 2.0 is the development from fixed *html* Web pages to a more charismatic and organized Web that provides Web applications to users. The main functionality of Web 2.0 is the ability of sharing more open information (Constantinides & Stefan, 2008).

And Social Media can be considered as Internet-based applications that sustain consumer-generated content, which includes archives with content established by experienced consumers that are shared online for others to easily access (Blackshaw, 2006). SM can also be defined as any type of website that allows users to share their community building, interactions, opinions and views (Kaur, 2016). SM combines several applications that enable consumers to “post”, “tag” or “blog” on the Internet.

Moreover, consumers post a variety of content on SM with the intent of cultivating each other about brands, products, services and issues (Blackshaw & Nazzaro, 2006). Compared with content added by marketers and suppliers, SM is created by consumers with the only goal of sharing information among themselves.

To conclude, through the emergence of Web 2.0 many consumer-behavior and marketing analysts considered that brands now have an excellent tool set to cooperate with their most loyal consumers, and bring associated value for the brand (Cova & Cova, 2002). Thanks to Web 2.0, consumers are becoming significantly empowered in building relationships with the companies that manage their most loved brands (Uncles, 2008).

2.1.2 Main SM platforms

Through the study conducted by Kallas (2017), the 13 most popular social networks worldwide are enumerated as follows: Facebook, with 1.94 billion monthly active users; YouTube: 1 billion; Instagram: 700 million; Twitter: 313 million; Reddit: 250 million; Vine: 200 million; Pinterest: 150 million; Ask.fm: 160 million; Tumblr: 115 million; Flickr: 112 million; Google+: 111 million; LinkedIn: 106 million and VK with 90 million monthly active users.

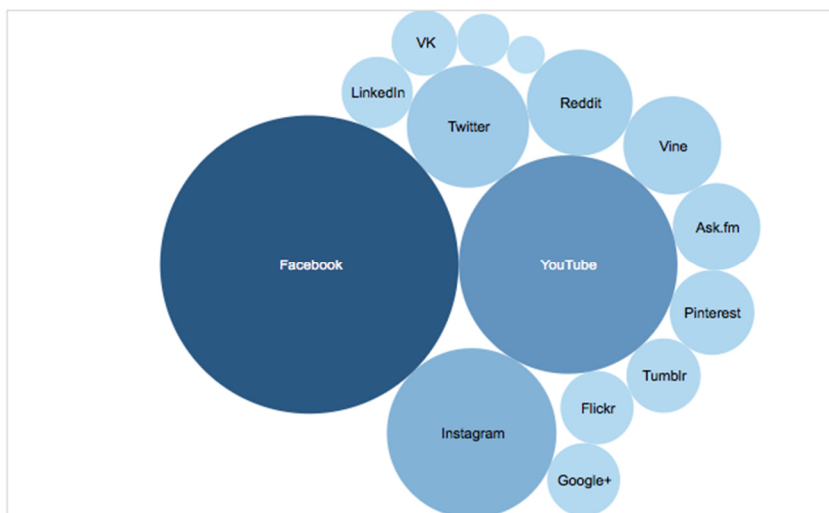


Figure 1. Top 13 social media platforms visual comparison
Source: (dreamgrow.com, 2017)

Moreover, according to Kallas (2017) the 10 top social networking apps currently are: firstly Facebook and WhatsApp, both with 1.2 billion monthly active users; QQ Chat: 899 million; WeChat: 806 million; Instagram: 700 million; QZone: 652 million; Viber: 249 million; LINE: 218 million; Snapchat: 200 million and YY with 122 million monthly active users.

Focusing on Instagram, its videos have 2 times the engagement of any other social media platform (Aslam, 2017). Moreover, Instagram hosts 700 million individual accounts, among which 400 million log on every day. Instagram was bought by \$1 billion by Facebook and nowadays the platform's current worth is estimated to be of approximately \$50 billion (Hutchinson, 2017). It is also known that 59% of Instagram users are between 18 and 29 years old, followed by 33% between 30 and 49; 18% are between 50 and 64; and the remaining 8% are over 65 years old (SproutSocial.com, 2017).

2.1.3 Importance of SM for businesses and consumers

Web 2.0 takes a new step forward in the expansion of the Internet in a marketing environment. Previous studies advocate that young consumers have already adopted online SM as an inherent part of their life (Bizreport.com, 2007). Furthermore, online consumers have perceived Web 2.0 applications as a source of empowerment, not only in the shape of content sourcing and communities of dialogue. but also as one of confrontation of producers and vendors concerning their commercial, ethical and social

responsibilities.

According to Damanpour and Gopalakrishnan (2001), conventional communication in marketing has been seriously depreciated since the development of the engagement aspect arrived to marketing (Mangold & Faulds, 2009; Muñiz & Schau, 2007).

Moreover, Lea et al. (2006) and Dwyer (2007) consider SM as virtual communities, groups of consumers connected with each other that interact over the Internet. Dholakia et al. (2004) state that their intention is to achieve common and personal goals. Consequently, considering that B2C companies are already familiar with the development of virtual communities, perceiving SM as virtual communities implies an opportunity for B2C companies to take advantage of this SM and of Web 2.0 technologies for targeting the user they want to reach.

Past research represents SM as a component of the promotional mix (Mangold & Faulds, 2009; Muñiz & Schau, 2007) since integrated marketing communication (B2C) tools are incorporated, marketing professionals are not able to control the distribution, range and type of information. As consumers increasingly distance themselves from the conventional promotional approaches, these SM are essential for companies that make use of, and acknowledge, them. Although the conventional media ends in a compromise between the approach and commitment of consumers, SM facilitates both the approach and the commitment of said consumers (Hanna, Rohm, & Crittenden, 2011; Edelman, 2010).

Moreover, some studies recognize the significance of SM as a platform for building and conveying an image for the brands, and therefore for making sales. Besides, SM went from engaging and communicating with consumers to a mode of generating revenues (Wang and Zhang, 2012; Barnes, 2014). Research shows that almost 40% of SM users had bought a product after sharing it on SM sites. The growing attendance of colossal brands on SM sites demonstrates that these sites are increasingly in SM industry (Pelet and Papadopolou, 2013; Liang et al., 2011).

Additionally, Shadkam and O'Hara (2013) claim that Instagram accounts and Facebook pages are examples that social industry provides businesses by selling to consumers from SM platforms. Therefore, social industry represents an electronic business in which the consumer is more participative than ever (Liang et al. 2011). Hence, SM and digital

platforms may be considered as a set of collaborative tools that connect consumers and with which marketing can be developed (Quinton, 2013).

To conclude, this evolution brought a new consumer profile denominated the “online consumer” (Racolta-Paina & Luca, 2010). This online consumer performs an essential role in the e-commerce and has distinct buying habits compared with conventional consumers. Therefore, companies should consider online consumers’ needs, behaviors, lifestyles and purchase intentions in order to satisfy them in a highly dynamic and competitive market.

2.1.4 Benefits of using SM platforms

From a consumer’s perspective, the utilization of information provided on SM offers several benefits, such as convenience, efficiency, participative and wealthier information, a more extensive selection of products, cost reduction, high variety of products and competitive pricing (Bayo-Moriones & Lera-Lopez, 2007). Besides, one of the biggest benefits of using SM in research is the speed of response and immediacy of information (Quinton, 2013).

Online social networking usually tends to upgrade these benefits, considering it provides a more proactive communication between consumers. For instance, through SM, consumers can search for others’ opinions about particular products (Henderson, 2011). Hence, consumers have been demonstrating to esteem peer judgments more than company promotions, which represent a shift in the locus of persuasive power (Berthon, Pitt, Plangger, & Shapiro, 2012; Pitt, Berthon, Watson, & Zinkhan, 2002).

The marketer benefits of using SM based on consumers strategy are as follows: the consumer purchases the product, uses it, shapes an opinion about it and afterwards communicates with other consumers. Based on this, the marketer considers the last step, communication between consumers, an opportunity to increase recognition of how consumers perceive their products and services. Afterwards, marketers can choose what to take in consideration for improving their products and services (Evans, Bratton, & McKee, 2010). Besides that, SM offers researchers opportunities to research areas that were once impossible to access (Hookway, 2008).

2.1.5 SM platforms in Portugal

In 2005, Portugal was considered the 15th worldwide in mobile communication penetration rated by 82% (Union, 2009). By the end of 2012, the mobile penetration rose to 156%, verifying that Portuguese citizens have more than one mobile phone per person (Anacom, 2012). The use of Internet multiplied because of the increasing access to high-speed wireless networks and adoption of mobile phones. According to Seybert (2012), Portugal has an Internet penetration rate in excess of 61%.

SM popularity and growth between consumers is prominent. There is an evolution since the number of active SM users is already 2.307 billion (Kemp, 2016). Specifically in Portugal, SM utilization has triplicated along the last seven years (Lusa, 2016).

In addition to this, Portugal has a total population of 10.28 million, within which 6.10 million are active SM users that spend on average almost 2h18min per day on SM platforms (Hootsuite, 2017). SM users' market penetration in Portugal is higher on Facebook platform, followed by Instagram, Twitter, LinkedIn and then by Snapchat (Marktest, 2016). And finally, in Portugal, 67% of SM users follow public figures and 62% follow brands in SM platforms.

The most active SM platforms in Portugal are, first, Facebook with a percentage of 64% active users; Youtube: 63%; FB Messenger: 41%; Instagram: 32%; Google+ and WhatsApp: 27%; Skype and Twitter: 25%; LinkedIn: 24%; Pinterest: 21%; Snapchat: 16% and Tumblr with 13% of active users (wearesocial.com, 2017). Also, and to better understand the importance of e-commerce activities, Wearesocial.com (2017) reported that 60% of Portuguese citizens search online for a product or service to purchase per month, 56% visit an online retail store and 39% buy a product or service online, also on a monthly basis.

Focusing on Instagram users, in Portugal there are 1.9 million active users, which are distributed as follows: users between 13 and 17 years old represent 11%; 18-24 years: 36%; 25-34 years: 26%; 35-44 years: 16%; 45-54 years: 7%; and finally, users 55 years or over represent 4%. Also interesting for this study is that in Portugal 54% of Instagram users are female, and 46% are male (napoleancat.com, 2016).

2.2 Influencers presence on Instagram

2.2.1 The emergence of Instagram

Instagram was founded by Kevin Systrom and Mike Krieger in October 2010, being the first photo-based social platform. Instagram was launched via app store and right after one week of existence it achieved 100 000 followers. When comparing Instagram's to other SM platforms growth, such as Twitter and Foursquare, these took respectively two and one years to achieve the same amount of users. Actually, Instagram reached 1 million users only two months after its launch and nowadays is constantly increasing (Wersm.com, 2017). And since the app was available for android phones and recently joined direct messaging, Instagram is growing even more (Wersm.com, 2017).

In addition to that, when Instagram added video sharing services, more than 5 million videos were shared in 24h, and its use also doubled over the last two years (Smith, 2016).

Additionally, McNely (2012) states that visual-based SM is amidst the fastest-growing social networking sites, and Instagram is among the increasing growth of these sites. Also, the most appealing particularity of Instagram is that when its users take photos and share them with friends, it provides users with the opportunity of applying distinct filters on their pictures or videos before posting them on the platform (Lee et al., 2015). For instance, McNely (2012) also states that using Instagram among expert organizations is noteworthy because it provides a predominantly mobile visual image, which differentiates qualitatively from professional photography in support of branded communication.

Instagram enables brands to provide a "behind-the-scenes" look to stakeholders, ending up by strengthening their relationship with the organization (Conlin et al., 2014; Magrath & McCormick, 2013) and, consequently, identifying relationship-marketing goals for fortifying the brand.

Regarding some statistical aspects, the use of Instagram grew significantly in 2014 along all key demographic groups (Duggan, Ellison, Lampe, Lenhart, & Madden, 2015). About 50% of Internet users are aged between 18-29 years old (Duggan et al., 2015). Instagram is the 3rd most popular SM platform amidst college students and its engagement ratio is greater than those on Facebook and Twitter (Salomon, 2013). Also, according to Forrester Research (2017), the average engagement rate reported via

Instagram is 4.2%, compared with 0.07% on Facebook, which is piquing researchers' interest.

Moreover, according to the latest statistics conducted by MediaKix.com (2017), this \$1 billion app, bought by Facebook in 2012, is increasing its popularity, having achieved 700 million monthly active users since its launch in 2010, overtaking Twitter, where only 400 million users are active. In addition to this, the number of photos shared per day on Instagram is 95 million, up from 70 million last year of 2016. Currently more than 40 billion photos were uploaded on the platform, and the daily number of "likes" is, on average, 3.5 billion every day (OmnicoAgency.com, 2017).

To conclude, and from a study conducted by Lee et al. (2015), Instagram users are 2.5 times more willing to click on advertorials than on other SM platforms. The originality and simplicity of Instagram enabled users to share and recognize each other's lives through photos, and also provided celebrities and commercial brands the opportunity to engage with their consumers.

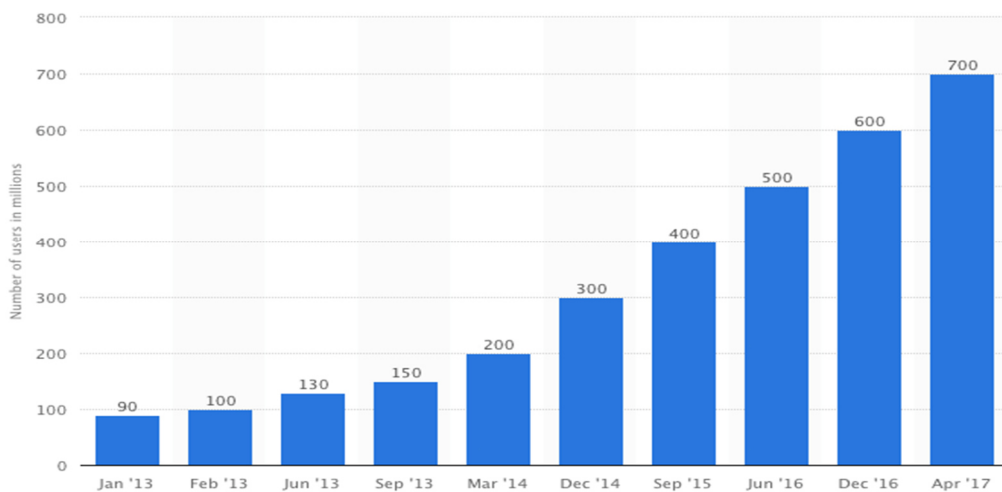


Figure 2. Number of monthly active Instagram users from January 2013 to April 2017 (in millions)

Source: (statista.com, 2017)

2.2.2 Influencers

Influencers can be characterized as "microcelebrities". They are a new approach of online performance that involves people expanding their recognition by using technologies like social platforms, blogs and videos (Senft, 2008). Also, Gorry &

Westbrook (2009) state that influencers represent a sort of autonomous outsider endorser that shape people attitudes by using SM due their influential energy. Therefore, advances have been created to distinguish and track the influencers pertinent to a given brand or association. This strive to identify influencers relies on aspects like number of “followers”, “likes” or the number of times a post is shared.

In addition, earned endorsements enable customers to benefit since it helps them internalizing messages, and provides the endorsed product or service with strength. An example of earned endorsements may be the recommendations of an influencer which enabled buyers to advocate for their most loved brands (Nielsen, 2013). Additionally, Hall (2010) adds that influencers carry countless direct friends and followers, but their real significance lies on the number and relevance of their expanded indirect followers.

On the other hand, Petty and Andrews (2008) discuss that consumers perceive influencers who receive cash payments to be less credible than those taking free samples or coupons as compensation. Brands that pay direct-monetary benefits to the influencers in exchange for a recommendation post are usually perceived as “buying” an article, and the influencer perceived to “sell” the trust of readers to the company (Fu, 2010; Hsu, 2010). On the other hand, if the influencer provides product samples or discount coupons as allowance, consumers may consider this as a product trial opportunity and be more likely to acknowledge this type of activity adequately (Fu, 2010; Hsu, 2010).

Additionally, the appeal of influencers is introduced in such a way that they connect and engage with their followers giving the idea of a personal and exclusive relation. Commonly on Instagram, there are influencers who are classified as “lifestyle” who post content related to their own lives as focal subject, but other influencers post content associated with different classifications, such as “fashion”, “food” or “parenting”, which solely focus on a streamlined topic that does not need to personally identify with their own private lives (Senft, 2008).

Subsequently, influencers are more fascinating than celebrities since Instagram users perceive them as common people (Danesi, 2008). However, influencers are stimulated by hidden business interests, and that’s why they put a lot of effort on keeping up impressions of affection on followers (Abidin & Thompson, 2012). Contrasting with traditional media, posts published by the influencers are considered more casual, fresh

and crude and allow for prompt intuitiveness and reaction from followers. Therefore, followers can see the interaction with influencers as much more individual, quick and intimate (Boyd, 2006).

Lastly, through SM platforms, influencers straightforwardly control their self-portrayal and connections with followers by developing disclosures into the backstage of their camera and using their individual voice to transmit fellowship (Boyd, 2006; Lövheim, 2010). The amount and wide spread of influencers' posts amidst followers gives the idea they are always sharing parts of their private lives, and in order to engage with their followers, they regularly welcome them to interact with each other, thus creating "influencer content" through requested feedback (Senft, 2008).

2.2.3 Instagram in a business context

Recently, SM platforms have provided brand managers with distinct characteristics that allow more innovative and original content strategies. In addition, brand managers can use SM for further branding goals and customize communication with fans that allows for engagement opportunities (Meng, Stavros, & Westberg, 2015). Therefore, SM forces brands and companies to look for recent interactive methods of reaching and engaging their consumers (Gallaughier & Ransbotham, 2010; Kozinets, de Valck, Wojnicki, & Wilner, 2010). SM increasing utilization offers brand managers an opportunity for reaching their target audiences (Meredith, 2012). For instance, organizations can create a much more interactive relationship with consumers (Papasolomou & Melanthiou, 2012).

Regarding a research conducted by Brandwatch Agency (2016), 49% of brands are on Instagram and by the end of this year they are predicted to rise to 71%. Also, looking at the top 100 brands in the world, 90% have an Instagram account. Besides this, almost a third of Instagram users have already used their mobile to purchase a product online, making them 70% more willing to purchase a product than non-users (Brandwatch.com, 2016). In addition, the same study shows that the average engagement per post grew by 416%, comparatively to two years ago. Hence, it is important to notice that these Instagram statistics show how important the use of this trendy platform is for marketers intending to reach their audience.

To conclude, not only does the success of small organizations rely on building “committed” relationships, and SM platforms facilitate that task (Schaffer, 2013), but Instagram also gives a step forward on that commitment (Garifova, 2016).

2.2.4 Main brands’ presence on Instagram

Statista.com (2017) reported that the 3 leading global brands rated by number of Instagram followers which are present on Instagram are firstly, Nike with 69.4 million followers; following is National Geographic: 69.2 million, and then Victoria’s Secret with 51.3 million followers.

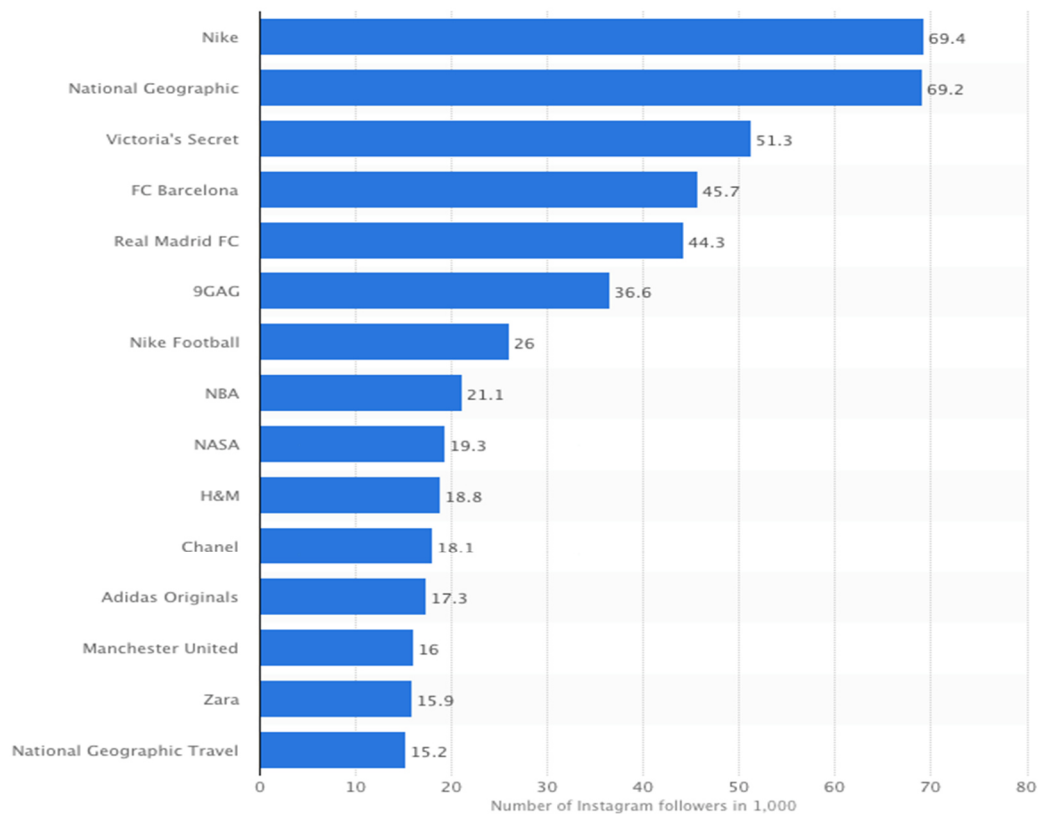


Figure 3. 15th leading brands ranked by number of Instagram followers (in millions)

Source: (statista.com, 2017)

Again, Instagram reported 700 million monthly active users, becoming one of the most popular social networks worldwide. For instance, the following of brands and celebrities is considered one of the most attractive Instagram activities, turning this platform a highly important marketing channel.

According to Hutchinson (2017), 70% of the campaigns performed on Instagram generated a significant boost for online conversion. In addition, 50% of Instagram users

follow at least one business, and almost 500 000 advertisers are increasing their businesses on Instagram.

Finally, Instagram prospects to generate in mobile advertising sales this year about \$1.5 billion and in 2018 about \$5 billion (Aslam, 2017).

2.3 The role of credibility to explain the interaction with influencers and the impact on purchase intention

2.3.1 Definition of credibility

The perceived credibility of an influencer refers to whether an individual perceives the influencers' recommendations as unbiased, believable, true, or factual (Hass, 1981).

Perceived credibility of an influencer explains that the effectiveness of a message depends on perceived level of expertise and trustworthiness of an influencer (Hovland et al., 1953; Hovland and Weiss, 1951; Ohanian, 1990). Information from a credible source can influence beliefs, opinions, attitudes and/or behaviors through a process called "internalization", which occurs when receivers embrace the source influence in terms of their personal attitude and value structures (Erdoğan, 1999: 297). Ohanian (1990) referred that "source credibility" is often used to pick attention to the influencer's positive characteristics that influences the consumer's acceptance of a message. Because the influencer is the principal source of information, his perceived credibility is an important aspect for the advertiser (Friedman et al., 1978).

The interpretation of credibility diverges in the related literature. For example, according to Hovland et al. (1953, p. 21) credibility consists of two components called perceived expertness and trustworthiness. Trust is a relevant element in several studies (Bowers and Phillips, 1967; Whitehead, 1968; Applbaum and Anatol, 1972; 1973). Further, Applbaum & Anatol (1972) and DeSarbo & Harshman (1985) consider that besides trust, expertise is also a crucial factor of perceived credibility of an influencer. In more recent studies the attractiveness of an influencer is also considered as a dimension of credibility (Ohanian, 1990; 1991; Goldsmith et al., 2000).

To conclude, Ohanian (1990) developed three constructs to measure the effectiveness of influencers through looking at the perceived expertise, trustworthiness and attractiveness

of the influencer, specifically in the advertisement course. Subsequently, fifteen items of perceived credibility of an influencer have been extensively accepted, and used by several researchers (Pornpitakpan, 2003; Till and Busler, 1998; 2000). Therefore, in this study, the perceived credibility of an influencer is measured in three dimensions, which are composed of influencers' perceived attractiveness, trustworthiness and expertise, as proposed by Ohanian (1990).

2.3.2 Attractiveness

According to Erdogan (1999: 299), attractiveness is the “stereotype of positive associations to a person and not only entails physical attractiveness but also other characteristics such as personality and athletic ability”. Joseph (1982) provided some evidence regarding physically attractive influencers' impact on different dependent measures, and declared that attractive influencers are mostly believed, liked and preferred to have a positive impact on products than unattractive influencers. Influencers “who are perceived to be attractive are more likely to lead the purchase intent” (van der Waldt et al., 2009: 104). Attractiveness is also considered a crucial factor for developing effective messages (Schlecht, 2003). Attractive influencers usually have more influence over consumers than less attractive ones (Kahle and Homer, 1985; Joseph, 1982). However, Baker and Churchill (1977) reported that although attractiveness positively affects evaluations, it is meaningless in affecting purchasing intentions. While advertisers have regularly chosen influencers based on their physical attractiveness in order to affect consumer attitudes (Chaiken, 1979), many researchers (Joseph, 1982; Kahle and Homer, 1985) admit that influencers' attractiveness may only be significant if the product enhances the attractiveness of the user. Briefly, the attractiveness of an influencer is considered, when Instagram users perceive them as elegant, classy, attractive, beautiful or sexy (Ohanian, 1990).

2.3.3 Trustworthiness

The trust paradigm in communication is the listener's level of confidence in, and level of acceptance of the influencer and the message (Abdulmajid-Sallam and Wahid, 2012). Ohanian (1990) stated that the trustworthy influencer was more persuasive, whether an expert or not. Trustworthiness can be defined as “the honesty, integrity and believability the endorser possesses” (van der Waldt et al., 2009: 104). Trustworthiness is also defined as the degree of confidence that consumers place on influencers' intent to convey the assertions they consider most valid (Ohanian, 1990). Much literature executed supports

the positive impact of trustworthiness on effectiveness (Chao et al., 2005). To conclude, the trustworthiness of an influencer is considered when Instagram users perceive them as dependable, honest, reliable, sincere or trustworthy (Ohanian, 1990).

2.3.4 Expertise

Expertise is presented as "authoritativeness" (McCroskey, 1966), "competence" (Whitehead, 1968), "expertness" (Applbaum and Anatol, 1972), or "qualification" (Berlo et al., 1969). Expertise is also defined as "the degree to which the endorser is perceived to have the adequate knowledge, experience or skills to promote the product" (van der Waldt et al., 2009: 104). The expertise of the endorser is not important unless consumers perceive it to be so (Erdogan, 1999: 298). Expertise is accepted as the most important component for endorsement to be successful, as Daneshvary and Schwer (2000: 104) indicated. Influencers might be perceived as having more expertise than created spokespersons (van der Waldt et al., 2009: 104). Influencers' expertise is "the extent to which a communicator is perceived to be a source of valid assertions" (Erdogan, 1999: 298). To sum up, the expertise of an influencer is considered when Instagram users perceive them as expert, experienced, knowledgeable, qualified or skilled (Ohanian, 1990).

2.4 Purchase intention

SM has changed the communication landscape and has essentially effected marketing communication. The increasing relevance of apps like Instagram, Facebook, Youtube and others in consumers' lives show a growing influence on their communication habits.

Since consumers spend much time on SM, an expanding share of communication arises among these new social networks (Hautz et al., 2013). In what concerns marketing communication, many brand related interactions and publicity to campaigns increasingly occur amidst SM networking sites. The development of communication has transformed consumers from being passive participants in marketing allowing them to be active creators and influencers (Kozinets et al., 2008, Merz et al., 2009), but also, it has provided more power over brands straightforwardly to the consumer (Constantinides and Fountain, 2008).

According to Hinz et al. (2011) this recent marketing communication reality offers new challenges and opportunities to companies, as purchase decisions are significantly influenced by SM interactions.

Nowadays, consumers usually log on to SM in order to look for product information and prior influencers' feedback previously deciding to purchase, as they rely more on the content generated by other users, especially on Instagram (Brown et al., 2003, Horst et al., 2007; Harris, 2012; Racherla & Friske, 2012). Authors like Bahtar & Muda (2016) have also stated that this happens regularly, because several product-related photos and videos can be found on Instagram.

Purchase intention, is therefore, a relevant indicator of an actual purchase and is used to measure consumers' actions (Kim et al., 2008; Lee et al., 2015; Pavlou, 2003). In addition, purchase intention can also be considered a consumer's goal intention toward a product (Fishbein & Ajzen, 1975). Spears & Singh (2004) define it as a consumer's conscious plan or intention to make an effort in order to purchase a product.

Moreover, purchase intention is considered to be "the mental stage" in the development of a decision where the consumer has built up a genuine willingness to perform toward a product (Wells et al., 2011; Dodds et al., 1991).

To conclude, since the advertisers' main objective is getting consumers to form an intention to purchase the product advertised by the influencers to attract and retain its customers (Ko, Kim, and Zhang, 2008), it is relevant to study if the perceptions of credibility of an influencer influence consumers' purchase intentions (Erdogan, 1999; Ohanian, 1991; van der Waladt et al., 2009).

Therefore, regarding the study conducted by Dodds et al. (1991), Instagram users' purchase intentions occur as follows: when Instagram users pretend to buy the product; or when they are likely that they will buy the product; or when they are willing to buy the product that influencers are promoting on Instagram.

Following this rationale, the subsequent research questions are put forward:

***RSQ1_A** – Does perceived credibility of an influencer on Instagram influence purchase intention of the products promoted by the influencer?*

RSQ1_B – If yes, which dimensions of credibility - attractiveness, trustworthiness and expertise - better help to explain purchase intention of the products promoted by the influencer?

2.5 Gender

Several prior researchers have attempted to depict the main similarities and differences among genders (Deaux & Kite, 1987). In advertising, these differences are very relevant since gender has commonly been used as a basis for market segmentation. Nowadays, gender remains frequently applied to implement segmentation strategies (Meyers-Levy & Sternthal, 1991).

Advertisers have the need to acknowledge how online consumers perceive credibility. Ferebee (2008) advocates that since advertisers target ads to specific demographics, any difference in how male and female perceive the credibility of an influencer is important to take into account. Flanagan and Metzger (2003) suggest that male rate perceived credibility of an influencer significantly higher than female, which means that female and male consumers have different perceptions of perceived credibility of an influencer. Consequently, it appears to be likely that gender may assume an important role in determining the differences that are perceived by female and male Instagram users of an influencer's credibility.

In addition, Garbarino and Strahilevitz (2004) found that females usually perceive a higher risk level in purchase products online than males. This phenomenon suggests for instance that intrinsic gender differences may contribute to the moderating role for purchase intentions (Holbrook, 1986; Palmer and Bejou, 1995). Accordingly, female consumers are more sensitive to relevant information posted online than male when making judgments, causing subsequent purchase intentions done by male and female consumers to differ (Meyers-Levy and Sternthal, 1991). Additionally, Omnicore.com (2017) states that 68% of Instagram users all over the world are female and 32% are male.

Following this rationale, the aim of this study is to explore if there are differences among gender, concerning Instagram users' perceived credibility of an influencer and the purchase intentions of the products promoted by the influencer, in order to help

advertisers better comprehend the differences between female and male Instagram users, as to produce effective promotions for each segment, and target their audiences.

Therefore, the subsequent research questions were put forward:

RSQ2_A – *Are there any differences on perceived credibility of an influencer and on purchase intention of the products promoted by the influencer concerning gender - related characteristics?*

RSQ2_B – *If yes, which are the main dimensions of credibility that better help to explain the purchase intention of the products promoted by the influencer of each gender?*

2.6 Conclusion and conceptual framework

The goal of the present study is to explore the impact that the perceived credibility of an influencer, on Instagram, has on purchase intention, and understand what are the differences in this impact considering gender-related characteristics of Instagram users.

Figure 4 schematizes the conceptual framework developed.

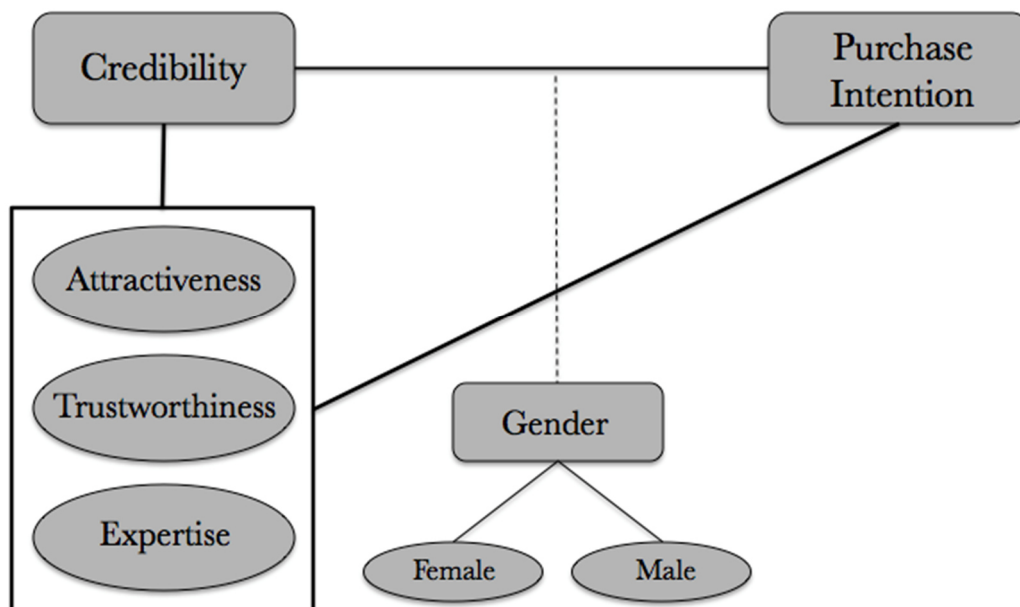


Figure 4. Conceptual Framework

Therefore, the subsequent research questions were put forward, namely:

RSQ1_A – Does perceived credibility of an influencer on Instagram influence purchase intention of the products promoted by the influencer?

RSQ1_B – If yes, which dimensions of credibility – attractiveness, trustworthiness and expertise – better help to explain purchase intention of the products promoted by the influencer?

RSQ2_A – Are there any differences on perceived credibility of an influencer and on purchase intention of the products promoted by the influencer concerning gender - related characteristics?

RSQ2_B – If yes, which are the main dimensions of credibility that better help to explain the purchase intention of the products promoted by the influencer of each gender?

Chapter 3. Methodology

3.1 Research approach

According to Saunders et al. (2009) there are three types of research approach when conducting researches; namely, the exploratory, the descriptive and the explanatory research.

Exploratory research is used to investigate a problem, which has not yet been studied in-depth. For this approach the researchers identify and generally describe a new problem statement by analyzing primary data, frequently collected through qualitative research, such as interviews and focus groups (Saunders et. al, 2009). Descriptive research focuses on providing a detailed point of view of an issue or theory that has been analyzed already in the past, allowing for theory building by doing empirical generalizations of the relation between variables. In contrast, to the exploratory research, this research is supported on secondary data collected through quantitative research. Explanatory research aims to establish a causal relationship between variables. Researchers use it to test the causal relationships underlying a given problem. This approach is used when theoretical insights exist, so that hypotheses are formulated and tested through quantitative research and primary data collection.

This dissertation aims to explore how purchase intention relates with Instagram users' perceived credibility of an influencer. In other words, understanding if and how the credibility of an influencer perceived by the Instagram users varies across different levels of purchase intention. To do so, all constructs involved are firstly researched and described, based on secondary data coming from existing research. This is followed by the collection of primary data, achieved with resource to a questionnaire in which respondents are assessed on their levels of credibility to follow an influencer on Instagram and its impact on purchase intention.

In this dissertation, an exploratory research (since the impact of digital influencers on Instagram users has not yet been studied in-depth) and descriptive research (since it is based on quantitative research) approach was undertaken, by analyzing the major credibility and purchase intention dimensions of the studied sample. The present study is therefore quantitative.

3.2 Research instruments

3.2.1 Population and sample

Population, as defined by Malhotra (2006), is the collection of elements or objects that possess the information sought by the researcher, and about which inferences are to be made. This way, four dimensions are used to define population: its elements (object about which or from which the information is desired), sampling units (unit containing the element, that is available for selection at some stage of the sampling process), extent (refers to the geographical boundaries) and time (is the time period under consideration). For this dissertation, population is composed by Portuguese individuals aged 18 years old or over, that have an account on Instagram, considering only those that are active Instagram users and follow one or more Influencers on this social media platform.

The present study uses a non-probabilistic convenience sample. According to Malhotra (2006), a convenience sample is of non-probabilistic nature, as the questionnaire was distributed among friends, family and colleagues. The convenience sampling technique is a non-probabilistic technique that seeks to obtain a sample of convenient elements, where the selection of sampling units is left to the researcher. The author highlights the least expensive, the least time-consuming and the most convenient as the main strengths of this sampling technique.

3.2.2 The survey

This research used a structured and self-administered survey, which was built and distributed online, considering the information needs and the data collection method chosen.

Moreover, it is possible through online surveys to build a proper questionnaire with several format and design questions. While addressing the questionnaire, recommendations by the authors Malhotra's (1999) and DeVellis' (1991) were followed to guarantee that the questions were as simple and clear as possible, to keep wording appropriate and also not too extensive in order to prevent that different meanings could create some confusion among respondents, resulting in incorrect answers.

The first part of the questionnaire is meant to measure the filters needed to consider that survey response valid, followed by Instagram users' perceived credibility to follow influencers. Afterwards, it is meant to measure the impact that perceived credibility of

an influencer has on purchase intention, proceeded by extra questions. The final part of the questionnaire consisted of socio-demographic characterization data. Lastly, the questionnaire was subjected to a pre-test before the launch. This pre-test was answered by 21 participants and the main findings were that the measurement model had good internal consistency and proved to be adequate for the study.

3.2.3 The measures

To operationalize the impact of Instagram users' perceived credibility to follow influencers on purchase intention, the measures were adapted from previous studies. The credibility scale was measured by 15 items adapted from the Ohanian (1990) study, and purchase intention scale was measured by 3 items adapted from Dodds, Monroe & Grewal (1991) research.

In this questionnaire, Likert Scale was mostly used, with the intention of classifying respondents' positions on each of the questions. According to Malhotra (2006) this scale is widely used and requires respondents to indicate a degree of agreement and disagreement with each of statements. All items were measured on a 7-point Likert Scale, where 1 represents "strongly disagree" and 7 represents "strongly agree".

Moreover, the English questionnaire was translated into Portuguese and developed into *Qualtrics* (www.qualtrics.com).

Chapter 4. Results analysis

4.1 Preliminary analysis

4.1.1 Data collection and analysis

Responses from the online survey were collected between March 11th and April 5th. The survey was promoted through email and social media platforms. The data collected was analyzed through the statistical program IBM SPSS Statistics. Finally, the questionnaire was answered by 491 respondents. After removing participants with missing answers, the sample counts 285 valid-responses.

4.1.2 Sample characterization

Demographic characteristics:

As far as gender is concerned, 53% of the total sample consisted of female participants and 47% of male. Results are presented on *Figure 5*.

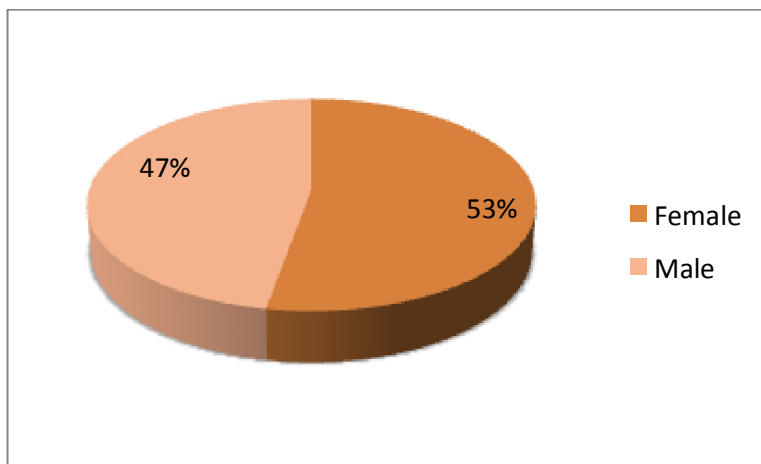


Figure 5. Gender distribution.

Regarding the age distribution of the sample, there was a clear majority of young adults between the ages of 18 and 24 years old that represent 75% of the sample; followed by respondents between 25 and 34 years old, 22%. Results presented on *Figure 6*.

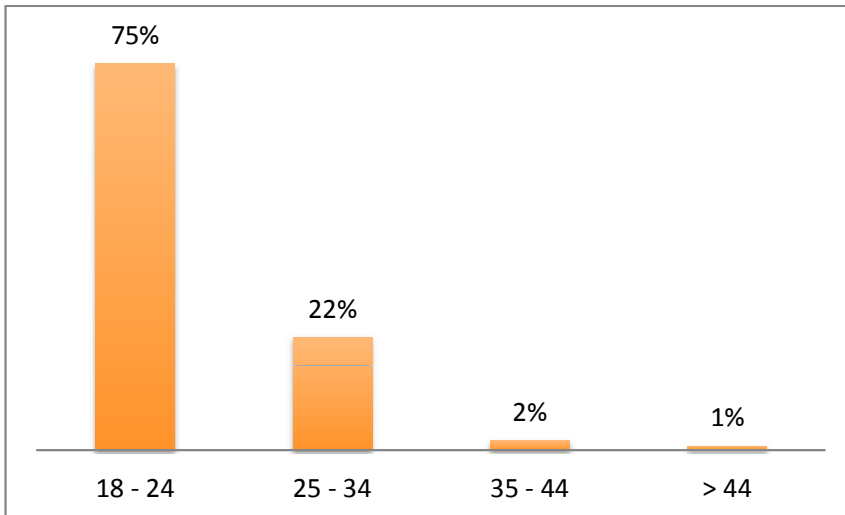


Figure 6. Age distribution.

In terms of occupation, it is possible to conclude that majority of the respondents are students, representing 47% of the sample, followed by participants that are employed by third parties with 25%. Moreover, 16% of the respondents are working students, 7% are self-employed, 3% of them are unemployed and 2% have other occupations. Results on Figure 7.

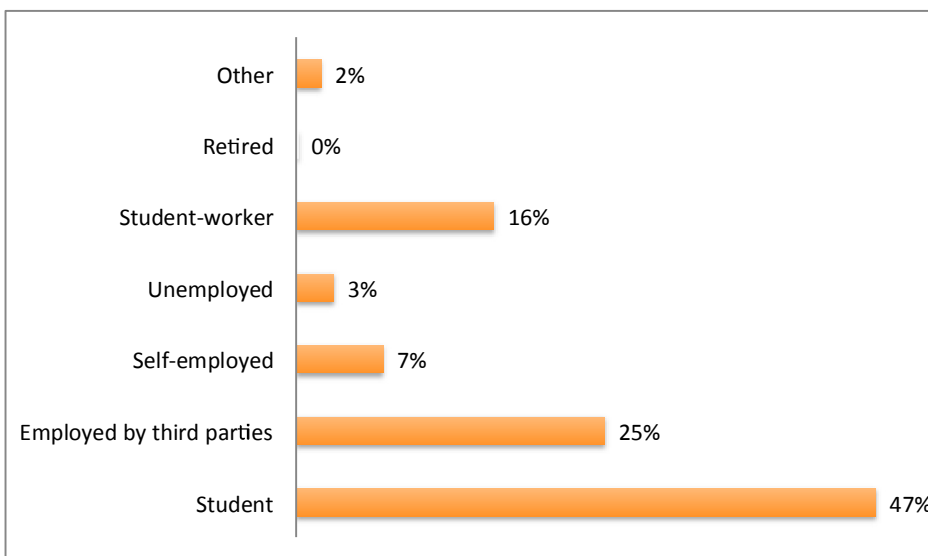


Figure 7. Occupation distribution.

Regarding the education level, the analysis of the total sample's results show that 58% of the participants have a bachelor degree, whereas 23% of them have a master degree. Moreover, 18% of the respondents are high school graduated and only 1% have a PhD.

Results on *Figure 8*.

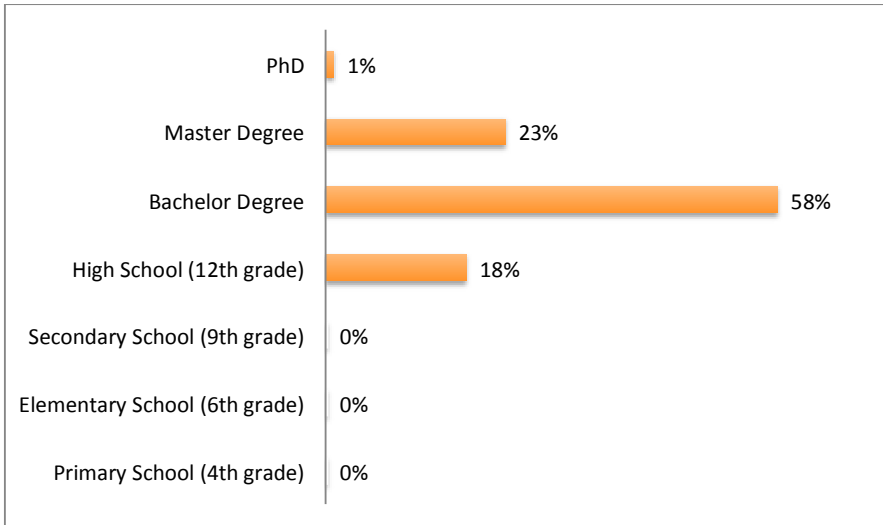


Figure 8. Education level distribution.

As far as the monthly net income is concerned, the most common value is equivalent to 0 – 500€, 50% of the sample. Next, 25% of the respondents claim a value between 500€ – 1000€; following, 17% state that they receive more, namely from 1000€ – 2500€; afterwards, 4% report a value between 2500€ – 3500€ and lastly, and the remaining 4% mentioned to receive more than 3500€. Results on *Figure 9*.

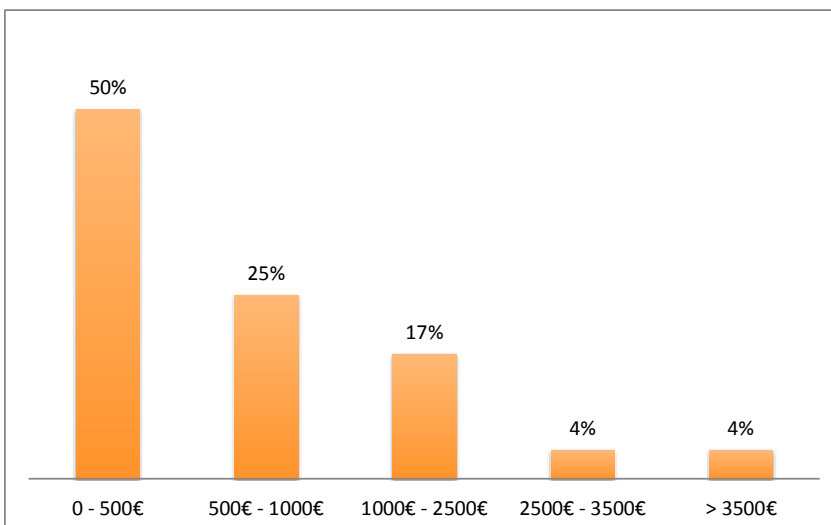


Figure 9. Monthly net income distribution.

Additionally, extra questions were analyzed to add up some relevant insights regarding each gender and respective behavior on SM platforms. Questions and results can be found on Appendix 5.

4.1.3 Data screening – univariate and multivariate outliers

In order to improve the quality of the data, a data cleaning process was executed, which involves an outlier analysis for univariate and multivariate outliers.

The univariate analysis allows to identify cases of extreme values, which means, values that are not common among the sample for the 18 items of the data set. In order to identify the presence of univariate outliers in the single variables, all scores of each variable had to be converted into standardized Z-scores. For a significant level of 5%, Z-scores that are greater than 3.29 and smaller than -3.29 are considered as outliers. Consequently, through this analysis, no univariate outliers were found.

The multivariate analysis allows to identify cases of respondents with an uncommon combination of values in two or more variables. In order to perform this analysis, the Mahalanobis Distance for each response using the linear regression for the 4 different variables was calculated. Afterwards, a chi-square distribution was also performed. Then, the aim was to identify the Mahalanobis Distance probability with a *p*-value lower than 0.001. After analyzing this, 19 outliers were identified.

4.1.4 Data reliability

The *Cronbach's alpha* for both scales was assessed in order to analyze the internal consistency of the measurement model, presented on *Table 1*.

Table 1. Scales` reliability test analysis

Scales	Dimensions	Initial Number of Items	<i>Cronbach's</i> α	<i>Cronbach's</i> α if item deleted	Item deleted	Final Number of Items
Credibility	Attractiveness	5	0.875	-	-	5
	Trustworthiness	5	0.914	-	-	5
	Expertise	5	0.870	-	-	5
Credibility as a construct		15	0.869	-	-	15
Purchase intention as a construct		3	0.898	-	-	3

Per DeVellis (1991), *Cronbach's alpha* coefficient values below 0.60 are considered unacceptable, whereas between 0.65 and 0.70 are minimally acceptable, the author considers that between 0.70 and 0.80, *Cronbach's alpha* values are considered as good and between 0.80 and 0.90 are considered as very good.

Therefore, as it can be observed on *Table 1*, all dimensions of the credibility scale obtained a *Cronbach's alpha* equal or greater than 0.870, which reveals a high level of internal consistency of the scales. It is also possible to observe that both constructs - credibility and purchase intention - revealed high values of *Cronbach's alpha*: 0.869 for credibility and 0.898 for purchase intention. To conclude, all scales are considered as having very good reliability according to DeVellis (1991).

Finally, the column labelled "Cronbach's alpha if item deleted" reflects the change in *Cronbach's alpha* that would be seen if that particular item were deleted, in order to make that scale more reliable, which is not the case due to the present results.

Appendix 5 summarizes each variable computed, including their respective means and *Cronbach's alpha* to measure their reliability.

4.1.5 Principal component analysis (PCA)

A principal component analysis (PCA) is performed with the purpose of assessing the dimensionality of the scales used and to verify if all factors are aggregated around the component they are supposed to measure.

Before running the PCA, sample size is a concern. Comrey and Lee (1992) define the efficiency of samples according to their sample size, whereas a sample size of 100 people is considered poor, 200 is fair, 300 is good, 500 is very good and lastly, 1000 is considered to be excellent. Regarding the principal component analysis, Hair et al. (2005), recommend a sample size superior to 200 participants. In this case, it is possible to conclude that the sample used is adequate for factor analysis, since 285 respondents compose it.

To get these variables as different from each other, a Varimax Rotation method was run as it helps to interpret the factors by putting each dimension primarily on one of the factors. The results demonstrated that with the presence of these 4 components/factors, 73% of the total variance is explained. Also, the initial number of factors is the same as

the number of variables used in the factor analysis. Thus, all the items are aggregated around the factor that they are supposed to measure, as it can be observed in Appendix 4.

Regarding the Kaiser-Meyer-Olkin measure of sampling adequacy (KMO), values can vary between 0 and 1. When its value is 0 it means that the summation of partial correlations is relative large to the summation of the correlations. On the other hand, if the KMO value is close to 1 it means that the patterns of correlations are compact, thus the factor analysis will yield reliable factors. According to Kaiser (1974), KMO values are accepted above 0.5. Hutcheson and Sofroniou (1999) proposed that KMO values between 0.5 and 0.7 are considered normal, values between 0.7 and 0.8 are good, values between 0.8 and 0.9 are great and lastly, values above 0.9 are superb. Therefore, the results showed a high value of 0.859, revealing a great adequacy of the sample.

In addition, it is important that Bartlett's test of sphericity reaches a significance value to support the factorability of the correlation matrix given. In this scenario, the Bartlett's test of sphericity value is considered significant, given a value lower than the *p-value* of 0.05.

Therefore, based on this analysis, it is possible to conclude that both constructs that are studied in this research, credibility and purchase intention, definitely are measuring different things, both adding value to the analysis, with a significance value of $p < 0.001$, which proves that the factorability of the correlation matrix is appropriate. The approximated chi-square value is 3293.527. Additional details regarding the KMO and PCA's results are provided in Appendix 4.

4.1.6 Correlation analysis

A Pearson correlation is a measure to verify the strength and direction of association, positive or negative, of the relationship between two variables. Following this reasoning, the Pearson correlation test was run to determine the relationship between credibility and purchase intention.

Pearson correlation was assessed to explore the correlation between all variables to understand if there is indeed an association between purchase intention and the credibility dimensions. The overall analysis indicates that all the correlations are positive and significant except for trustworthiness and attractiveness. Most of the variables show

to be correlated with significance at the 0.01 level. As for purchase intention it shows strong correlations with the 3 credibility variables, all of them at the 0.01 level, except for expertise.

The strongest relationship with purchase intention happens with trustworthiness, with a moderate positive correlation of 0.384, which is considerably above the other two significant relationships. The second stronger correlation is the one with attractiveness (0.268) followed by Expertise (0.195), as it can be observed in *Table 2*.

Table 2. Pearson correlation`s analysis

Scales		Attractiveness	Trustworthiness	Expertise	Purchase intention
Attractiveness	Pearson correlation	1	0.111	0.139*	0.268**
Trustworthiness		0.111	1	0.543**	0.384**
Expertise		0.139*	0.543**	1	0.195*
Purchase intention		0.268**	0.384**	0.195*	1

* Correlation is significant at the 0.05 level (2-tailed)

** Correlation is significant at the 0.01 level (2-tailed)

4.1.7 Descriptive statistics

All the 3 means (attractiveness, trustworthiness and expertise) to measure Instagram users perceived credibility to interact influencers on Instagram fall between 3.67 and 5.36, which can be observed in Appendix 5. The mean for the overall level of credibility is 4.47. The strongest Instagram users perceived credibility of an influencer among the 3 is attractiveness, the second is expertise, and trustworthiness is in general the weakest perceived credibility for the respondents to interact with influencers on Instagram.

As for the 2 constructs which were measured as the core of the survey, when it comes to purchase intention the means of the 3 items are set between 3.38 and 3.78, on a scale from 1 to 7. The overall mean for purchase intention in the sample is 3.64, what corresponds to a relatively medium average value of purchase intention. The respondents present a higher level of agreement when they pretend to buy the product promoted by the influencers, once it is the item with the highest mean, as it can be observed in Appendix 5.

4.2 In-depth analysis

Throughout this subchapter, the research questions previously formulated were answered through the analysis of results of the data collected.

4.2.1 Research questions

RSQ1_A – *Does perceived credibility of an influencer on Instagram influences purchase intention of the products promoted by the influencer?*

In order to analyze whether perceived credibility of an influencer influences Instagram users' purchase intentions, a linear regression was performed, as it can be seen in Table 3.

Table 3. Linear regression – credibility and purchase intention

Dependent Variable: Purchase Intention			
Independent Variable	Standardized β	τ	p
Constant	-	1.597	0.111
Credibility	0.397	7.260	0.000
F	52.713		
R ²	0.158		

The results of this test demonstrate that this causality is verified and that the model used is statistically significant, due to its F value, $F(1,281) = 52.713$ and significance value ($\rho = 0.000$), since $\rho < 0.05$, it is statistically significant.

R^2 result reveals that 16% of Instagram users' purchase intention is explained by perceived credibility about influencers.

Therefore, perceived credibility of an influencer has a significant and positive standardized coefficient, ($\beta = 0.397$; $\rho = 0.000$), which confirms that there is a positive and significant relation between perceived credibility of an influencer and purchase intention.

RSQ1_B – *If yes, which dimensions of credibility - attractiveness, trustworthiness and expertise - better help to explain purchase intention of the products promoted by the*

influencer?

A deeper analysis of this causality consists on exploring which perceived credibility of an influencer better explain Instagram users' purchase intention of the products promoted by the influencer. For this purpose a multiple linear regression was undertaken and every dimension of credibility was considered as independent variable, as it can be observed on *Table 4*.

Table 4. Multiple linear regression – attractiveness, trustworthiness, expertise and purchase intention

Dependent Variable: Purchase Intention			
Independent Variable	Standardized β	τ	p
Constant	-	1.709	0.088
Attractiveness	0.235	4.352	0.000
Trustworthiness	0.387	6.056	0.000
Expertise	(-)0.049	(-)0.766	0.444
p	0.000		
F	23.561		
R ²	0.202		

The R^2 demonstrates the percentage of the variable variance that is explained by the model, consequently 20% of Instagram users' purchase intentions are explained by these dimensions. In addition to that the test is statistically significant as it has a p -value ($\rho = 0.000$) and F value, $F(3, 279) = 23.561$.

Regarding the three credibility dimensions, two of them are statistically significant for a confidence level of 5% and positively affect the most purchase intention. Taking into account its p -values and β s, these dimensions are attractiveness ($\beta = 0.235$; $\rho = 0.000$) and trustworthiness ($\beta = 0.387$; $\rho = 0.000$). These results answer to research question 2, since they are all statistically significant, considering that $\rho < 0.05$.

The same is not verified with expertise dimension since it has no statistical significance, because $\rho > 0.05$ and β demonstrates a negative effect, ($\beta = -0.049$; $\rho = 0.444$).

Following this, the stronger dimension of the perceived credibility to follow an

influencer on Instagram explaining Instagram users' purchase intention is trustworthiness since its *beta* is the higher one ($\beta = 0.387$), followed by attractiveness ($\beta = 0.235$). Since all *betas* present values above 0, the influence of these two credibility dimensions towards purchase intention is very positive.

To conclude, the answer to the research question 2 is: trustworthiness, followed by attractiveness are the perceived credibility dimensions that better help to explain the Instagram users' Purchase Intention of the products promoted by the influencers.

RSQ2_A – Are there any differences on perceived credibility of an influencer and on purchase intention of the products promoted by the influencer concerning gender - related characteristics?

In order to understand if there are significant differences between male and female participants on the perceived credibility of an influencer and on purchase intention of the products promoted by these influencers, a Chi-square test was performed, as it can be seen from *Tables 5 to 8*.

Table 5. Chi-square test – gender and attractiveness

Attractiveness dimension (Ohanian, 1990)			
Chi-Square Tests			
	Value	df	Asymptotic ρ (2-sided)
Pearson χ^2	48.152	26	0.005
Symmetric Measures			
		Value	Approximate ρ
Nominal by Nominal	Phi	0.415	0.005
	Cramer's V	0.415	0.005

Table 6. Chi-square test – gender and trustworthiness

Trustworthiness dimension (Ohanian, 1990)			
Chi-Square Tests			
	Value	df	Asymptotic ρ (2-sided)
Pearson χ^2	31.917	28	0.278
Symmetric Measures			
		Value	Approximate ρ
Nominal by Nominal	Phi	0.338	0.278
	Cramer's V	0.338	0.278

Table 7. Chi-square test – gender and expertise

Expertise dimension (Ohanian, 1990)			
Chi-Square Tests			
	Value	df	Asymptotic p (2-sided)
Pearson χ^2	30.784	27	0.280
Symmetric Measures			
		Value	Approximate ρ
Nominal by Nominal	Phi	0.332	0.280
	Cramer's V	0.332	0.280

Table 8. Chi-square test – gender and purchase intention

Purchase intention (Dodds, Monroe & Grewal, 1991)			
Chi-Square Tests			
	Value	df	Asymptotic p (2-sided)
Pearson χ^2	39.455	17	0.002
Symmetric Measures			
		Value	Approximate ρ
Nominal by Nominal	Phi	0.375	0.002
	Cramer's V	0.375	0.002

Regarding the significance test for attractiveness dimension and gender, ($\chi^2 (26) = 48.152, p = 0.005$), it is possible to conclude that these variables are not independent of each other, concluding that there are statistically significant differences between female and male Instagram users and their perceived attractiveness of an influencer.

The same is not verified with trustworthiness, ($\chi^2 (28) = 31.917; p = 0.278$), and expertise dimensions, ($\chi^2 (27) = 30.784; p = 0.280$), since both present $p > 0.05$, meaning that they are independent from each other. So, there is not a statistically significant relationship between perceived trustworthiness and gender, as well, between perceived expertise of an influencer and gender.

Finally, the significance test for purchase intention and gender ($\chi^2 (17) = 39.455, p = 0.002$) evidences that there are statistically significant differences between female and male Instagram users on their purchase intentions of the products promoted by the influencer.

Moreover, Phi and Cramer's V tests regard the strength of association between the variables, and if it is "0" there is no relationship between the variables; if it is from 0 to 0.2 there is a weak relationship; if it is from 0.2 and 0.3 there is a moderate relationship; and if it is higher than 0.3 there is a strong relationship. In this case, all the dimensions have a strong relationship with gender, especially attractiveness and purchase intention, which are the ones that have higher values of association. However, only attractiveness and purchase intention dimensions present a statistically significant relationship with gender since its $p < 0.05$.

To conclude, there are statistically significant differences among female and male Instagram users on the perceived credibility of an influencer, namely on the perceived attractiveness of an influencer, but also, on the purchase intention of the products promoted by the influencer.

RSQ2_B – *If yes, which are the main dimensions of credibility that better help to explain the purchase intention of the products promoted by the influencer of each gender?*

With the purpose of understanding, which perceived credibility of an influencer mostly contribute to explain purchase intention among female and male Instagram users, a multiple regression was performed. Once again, the sample was split into the different gender-related characteristics to easily understand the results.

Table 9. Female – multiple linear regression – attractiveness, trustworthiness, expertise and purchase intention

Independent Variable	Standardized β	τ	p
Constant	-	1.992	0.048
Attractiveness	0.246	3.300	0.001
Trustworthiness	0.434	4.305	0.000
Expertise	(-)0.126	(-)1.258	0.211
p	0.000		
F	12.791		
R^2	0.210		

Concerning female Instagram users, the R^2 demonstrates the percentage of the variable

variance that is explained by the model. It shows that 21% of female Instagram users' purchase intentions are explained by the independent variables: attractiveness, trustworthiness and expertise dimensions. In addition to that, the overall model is statistically significant as it has a *p-value* ($\rho = 0.000$) and F value, $F(3, 144) = 12.791$, concluding that there is a linear relationship between the variables.

Results also show that two independent variables were found to have a significant and positive effect, since $\beta > 0$ and $p < 0.05$, on female Instagram users' purchase intentions: attractiveness ($\beta = 0.246$; $p = 0.001$) and trustworthiness ($\beta = 0.434$; $p = 0.000$). The same is not verified with expertise dimension since it does not have a significant effect on female Instagram users' purchase intentions, because the *p-value* is $\rho > 0,05$ and *beta* demonstrates a negative impact ($\beta = -0.126$; $\rho = 0.211$).

Following this, the stronger dimension of perceived credibility to follow an influencer on Instagram explaining female Instagram users' purchase intentions is trustworthiness since its *beta* is the higher one ($\beta = 0.434$), followed by attractiveness ($\beta = 0.246$).

To conclude, the perceived trustworthiness and attractiveness of an influencer are the credibility dimensions that better help to explain female Instagram users' purchase intention of the products promoted by the influencers. In fact, the expertise dimension does not significantly explain female Instagram users' purchase intention.

Table 10. Male – multiple linear regression – attractiveness, trustworthiness, expertise and purchase intention

Independent Variable	Standardized β	τ	ρ
Constant	-	0.710	0.479
Attractiveness	0.205	2.515	0.013
Trustworthiness	0.321	3.579	0.000
Expertise	0.045	0.498	0.619
ρ	0.000		
F	9.016		
R^2	0.174		

Concerning male Instagram users, it shows that 17% of male Instagram users' purchase

intentions are explained by the independent variables: attractiveness, trustworthiness and expertise dimensions, which is lower when compared to female. In addition, the overall model is statistically significant, ($\rho = 0.000$) and F value, $F(3, 128) = 9.016$, concluding that there is a linear relationship between the variables.

Results show that two independent variables were found to have a significant and positive effect, on male Instagram users' purchase intentions: attractiveness ($\beta = 0.205$; $p = 0.013$) and trustworthiness ($\beta = 0.321$; $p = 0.000$). Nevertheless, expertise dimension still doesn't have a significant effect on male Instagram users' purchase intention, because *p-value* is $\rho > 0.05$ ($\beta = 0.045$; $\rho = 0.619$).

Following this, the stronger dimension of perceived credibility to follow an influencer on Instagram explaining male Instagram users' purchase intention is still trustworthiness ($\beta = 0.321$), followed by Attractiveness ($\beta = 0.205$).

To conclude, trustworthiness and attractiveness are the credibility dimensions that better help to explain the male Instagram users' purchase intentions of the products promoted by the influencers. However, it is perceptible that the perceived trustworthiness of an influencer has much more impact on female Instagram users' purchase intentions than on male.

Chapter 5. Conclusions

5.1 Academic contributions

The conceptual framework here developed highlights that the constructs used in this research, to measure Instagram users' perceived credibility of an influencer and Instagram users' purchase intention, present a good reliability, since *Cronbach's alpha* of all measures admit great values. As a result, taking into account that the present research acknowledges good levels of internal consistency, it proves that this framework is competent to measure the constructs within the study, and consequently to analyze the systematized research questions. Moreover, results demonstrate that Instagram users' perceived credibility of an influencer is an antecedent of purchase intention, since both constructs are greatly combined.

Although there are some studies already concerned with perceived credibility of endorsers or celebrities (Hovland et al., 1953; Hovland & Weiss, 1951; Ohanian, 1990), and several studies related to purchase intention (Kim et al., 2008; Lee et al., 2015; Pavlou, 2003; Dodds et al., 1991) and, consequently, some studies that regard this relationship between perceived credibility and purchase intention, (Jeng, 2016; Lafferty & Goldsmith, 1999; Lee & Koo, 2015; Guido et al., 2011; Tsai et al., 2010), to the best of our knowledge no other studies were made or applied specifically to a social media platform, namely Instagram, focusing deeply on the behavior of Portuguese Instagram users, ending up exploring their perceived credibility on influencers and the impact these influencers have on the purchase intentions of said Instagram users.

Regarding the first research question, as studied previously (Sertoglu, Catli & Korkmaz, 2014), this research proves that the relation between Instagram users' perceived credibility of an influencer and their purchase intention is verified and positive, which predicts that higher levels of credibility develop higher levels of purchase intention.

In addition to that, it was expected from previous research that attractiveness, trustworthiness and expertise, as credibility dimensions, explained purchase intention (Sertoglu, Catli & Korkmaz, 2014; Ohanian, 1990).

But, as explored on the second research question, regarding which Instagram users' perceived credibility dimensions better help to explain the purchase intention of the

products promoted by the influencers, the findings exposed that these are trustworthiness and attractiveness, excluding expertise, meaning that the perceived expertise of an influencer does not affect the purchase intentions of Instagram users.

In respect to the third research question, according to what was expected based on past literature (Ferebee, 2008; Flanagan and Metzger, 2003), female and male Instagram users can be considered significantly different among their perceived credibility to interact with influencers. To better understand this, on the fourth research question it is estimated which perceived credibility of an influencer better helps to explain female and male Instagram users' purchase intention. Hence, it is conclusive that females were found to be more influenced by the perceived trustworthiness of an influencer than males.

Finally, since SM is considered an efficient marketing tool (Bickart and Schindler, 2001; Kumar and Benbasat, 2006; Zhang et al., 2010) that already engaged daily users (Ackaradejruangsri, 2015; Phanraphee, 2014), when regarding extra questions, results also demonstrate that Instagram users are actively online. The research findings show exactly this phenomenon, reporting that 50% of Instagram users spend more than 1.30h on Instagram per day, drawing attention to the fact that this question excludes all the other SM platforms, taking only into consideration the Instagram platform.

5.2 Managerial contributions

The present study contributes for the understanding of Instagram users' main perceived credibility dimensions to interact with an influencer on Instagram, and the impact it has on the purchase intention of the products promoted by these influencers. Afterwards, the focus is as well in understanding if there are differences on the behaviors of female and male Instagram users. Exploring this is crucial in boosting effective marketing campaigns and cultivating personal interactions. Hence, knowing what is the perceived credibility of an influencer is meaningful, in order that new communication strategies that are able to satisfy the public may flourish.

Furthermore, the evidence presented in this thesis suggests that trustworthiness is the main dimension of credibility that explains purchase intention, as proposed by Akar & Nasir (2015). In other words, Instagram users perceived trustworthiness of an influencer influences their purchase intentions, and in order to satisfy Instagram users, marketing

managers should embrace these influencers on their campaigns.

Additionally, Hovland et al. (1953); Hovland & Weiss (1951) and Ohanian (1991), pointed out the pertinency of studying perceived credibility in the context of social media, since it is considered a treasured marketing communication channel, as information from a credible influencer has the power to influence beliefs, attitudes and behaviors of Instagram users (Erdoğan, 1999).

Based on the research conducted by Sertoglu, Catli & Korkmaz (2014) it is known that perceived attractiveness, trustworthiness and expertise affect the perceived credibility of an influencer, and that the perceived credibility of an influencer in turn affects the purchase intention of a given brand or product.

Given these facts, managerial competitive advantages can be assured by knowing the main perceived credibility dimensions of an influencer that influence most Instagram users, and the impact it causes on the purchase intention of the products promoted by the influencer. Therefore, findings about the relation between perceived credibility of an influencer and purchase intention grant a better understanding of both constructs, and also aim to help advertisers address Instagram users' needs and interests, and consequently, achieve higher levels of purchase intention, which is the main goal.

To conclude, advertisers, marketers and marketing managers can benefit with the suggested evidences that the trustworthiness and attractiveness perceived on an influencer are the main credibility dimensions that better explain Instagram users' purchase intention, as previously researched (Hovland et al., 1953; Hovland and Weiss, 1951; Ohanian, 1991). So, and in order to help marketers, they should know that the perceived trustworthiness of an influencer may be defined as “the honesty, integrity and believability the endorser possesses” (van der Waldt et al., 2009: 104), and that the attractiveness perception of an influencer takes place when Instagram users consider the influencer as “attractive” or “sexy” (Ohanian, 1990).

As a result, brands, marketers, advertisers and marketing managers of a company that want to use influencers as their endorsers should make sure that these two credibility dimensions are present and perceived by Instagram users.

Nevertheless, regarding the gender-related differences, and in what concerns the

perceived credibility of an influencer, marketers should also take into consideration that females are more influenced by the perceived trustworthiness of an influencer than males.

Finally, one of the extra questions placed in this research also hopes to help marketers to know in which section lie the most preferred influencers, which Instagram user are more likely to follow on Instagram. Therefore, marketers should know that in Portugal, Instagram users prefer to follow an influencer that includes content related to technology, design and the natural world on their Instagram posts.

5.3 Limitations and future research recommendations

This thesis proves results to be useful and reveals a significant move onward in the research concerning the relationship between Instagram users and their perceived credibility of an influencer on Instagram, and its impact on purchase intention, as well as emerging gender-related differences. Nonetheless, there are some limitations.

The major limitation of this study is the sampling procedure in which a non-probabilistic convenience sample is used, which cannot therefore be considered as a significant illustrative of the population (Malhotra, 2006). Nevertheless, the possibility of having a wider and diverse sample could mean results' reliability being greater.

Moreover, since this study is based on a quantitative research, a more qualitative component could upgrade its viability on a qualitative approach, strictly speaking, using focus group' discussions and via interviewing marketers or brand managers who want to use Instagram and its influencers as a bridge, to engage consumers to its brands; a finer understanding over this topic would be feasible.

Nevertheless, Instagram users' perceived credibility of an Influencer, namely its perceived attractiveness, trustworthiness and expertise were the dimensions used in this study to measure the impact on purchase intention. Consequently, it would be wonderful if future researchers studied which motivations also lead Instagram users to interact with influencers on Instagram and adapt this research to other trendy social media platforms, such as Facebook or Blogs. Exploring this knowledge dimension would be a great contribution for marketers.

Lastly, identifying how influencers' perceived credibility is perceived by consumers and its impact on purchase intention is of immense relevance and significance for marketers to build their strategies over the Instagram platform, and again by identifying the differences among female and male Instagram users, marketers can more efficiently customize marketing strategies concerning the target they want to reach and also convey proper and relevant information that takes into consideration gender characteristics.

APPENDICES

Appendix 1. Survey

Caro Participante,

Este questionário é realizado no âmbito da tese para conclusão do Mestrado de Gestão da Católica Lisbon School of Business and Economics, tendo como objectivo estudar o impacto dos influenciadores, ou mais conhecidos por bloggers, na intenção de compra no mercado português. Este questionário demora cerca de 5 minutos a ser preenchido. Importa salientar que não existem respostas certas ou erradas e é assegurado desde já que toda a informação prestada será confidencial e mantida em sigilo absoluto. Muito obrigada pela sua participação e colaboração neste estudo.



Q1.

Tem conta no Instagram?

- Sim (1)
- Não (2)

Condition: Não Is Selected. Skip To: End of Survey.

Q2.

Considera-se um utilizador activo do Instagram?

- Sim (1)
- Não (2)

Condition: Não Is Selected. Skip To: End of Survey.

O que são influenciadores / bloggers? Os influenciadores, digitais neste caso, ou bloggers, são pessoas, personagens ou grupos que se popularizam em redes sociais, como por exemplo, no Instagram. Esses influenciadores são pessoas que desenvolvem conteúdos e acabam assim por criar um público em grande massa que acompanha cada um dos seus "posts". Para concluir, um influenciador é alguém cujo ponto de vista é respeitado e opinião ouvida.

Q3.

Segue algum influenciador / blogger no Instagram?

- Sim (1)
- Não (2)

Condition: Não Is Selected. Skip To: End of Survey.



Q4.

Por favor indique, numa escala entre 1 (Discordo Totalmente) e 7 (Concordo Totalmente), o seu nível de concordância com os seguintes factores indicados em baixo, em relação à seguinte frase:

"Sigo influenciadores / bloggers no Instagram porque são..."

	Discordo Totalmente (1)	Discordo (2)	Discordo Parcialmente (3)	Não Discordo nem Concordo (4)	Concordo Parcialmente (5)	Concordo (6)	Concordo Totalmente (7)
Atrativos (1)	<input type="radio"/>	<input type="radio"/>	<input type="radio"/>	<input type="radio"/>	<input type="radio"/>	<input type="radio"/>	<input type="radio"/>
Clássicos / Charmosos (2)	<input type="radio"/>	<input type="radio"/>	<input type="radio"/>	<input type="radio"/>	<input type="radio"/>	<input type="radio"/>	<input type="radio"/>
Bonitos (3)	<input type="radio"/>	<input type="radio"/>	<input type="radio"/>	<input type="radio"/>	<input type="radio"/>	<input type="radio"/>	<input type="radio"/>
Elegantes (4)	<input type="radio"/>	<input type="radio"/>	<input type="radio"/>	<input type="radio"/>	<input type="radio"/>	<input type="radio"/>	<input type="radio"/>
Sexy (5)	<input type="radio"/>	<input type="radio"/>	<input type="radio"/>	<input type="radio"/>	<input type="radio"/>	<input type="radio"/>	<input type="radio"/>
Confiáveis (6)	<input type="radio"/>	<input type="radio"/>	<input type="radio"/>	<input type="radio"/>	<input type="radio"/>	<input type="radio"/>	<input type="radio"/>
Honestos (7)	<input type="radio"/>	<input type="radio"/>	<input type="radio"/>	<input type="radio"/>	<input type="radio"/>	<input type="radio"/>	<input type="radio"/>
Leais (8)	<input type="radio"/>	<input type="radio"/>	<input type="radio"/>	<input type="radio"/>	<input type="radio"/>	<input type="radio"/>	<input type="radio"/>
Sinceros (9)	<input type="radio"/>	<input type="radio"/>	<input type="radio"/>	<input type="radio"/>	<input type="radio"/>	<input type="radio"/>	<input type="radio"/>
Fidedignos (10)	<input type="radio"/>	<input type="radio"/>	<input type="radio"/>	<input type="radio"/>	<input type="radio"/>	<input type="radio"/>	<input type="radio"/>
Especialistas (11)	<input type="radio"/>	<input type="radio"/>	<input type="radio"/>	<input type="radio"/>	<input type="radio"/>	<input type="radio"/>	<input type="radio"/>
Experientes (12)	<input type="radio"/>	<input type="radio"/>	<input type="radio"/>	<input type="radio"/>	<input type="radio"/>	<input type="radio"/>	<input type="radio"/>
Entendedores (13)	<input type="radio"/>	<input type="radio"/>	<input type="radio"/>	<input type="radio"/>	<input type="radio"/>	<input type="radio"/>	<input type="radio"/>
Qualificados (14)	<input type="radio"/>	<input type="radio"/>	<input type="radio"/>	<input type="radio"/>	<input type="radio"/>	<input type="radio"/>	<input type="radio"/>
Talentosos (15)	<input type="radio"/>	<input type="radio"/>	<input type="radio"/>	<input type="radio"/>	<input type="radio"/>	<input type="radio"/>	<input type="radio"/>



Q5.

Por favor indique, numa escala entre 1 (Discordo Totalmente) e 7 (Concordo Totalmente), em que medida concorda com as seguintes afirmações relativamente à sua intenção de compra quando vê os influenciadores / bloggers que segue no Instagram a promoverem um produto ou marca:

	Discordo Totalmente (1)	Discordo (2)	Discordo Parcialmente (3)	Não Discordo nem Concordo (4)	Concordo Parcialmente (5)	Concordo (6)	Concordo Totalmente (7)
Pretendo comprar os produtos que os influenciadores / bloggers promovem no Instagram. (1)	<input type="radio"/>	<input type="radio"/>	<input type="radio"/>	<input type="radio"/>	<input type="radio"/>	<input type="radio"/>	<input type="radio"/>
É provável que compre os produtos que os influenciadores / bloggers promovem no Instagram. (2)	<input type="radio"/>	<input type="radio"/>	<input type="radio"/>	<input type="radio"/>	<input type="radio"/>	<input type="radio"/>	<input type="radio"/>
Tenho uma elevada intenção de comprar os produtos que os influenciadores / bloggers promovem no Instagram. (3)	<input type="radio"/>	<input type="radio"/>	<input type="radio"/>	<input type="radio"/>	<input type="radio"/>	<input type="radio"/>	<input type="radio"/>



Q6.

Por favor indique, por ordem de preferência (arrastando os itens - deixando em cima os itens que tem preferência e em baixo os que menos prefere), que tipo de conta de influenciador / blogger no Instagram tem preferência em seguir:

- _____ Moda (1)
- _____ Alimentação / Restauração (2)
- _____ Design (3)
- _____ Beleza (4)
- _____ Mundo Natural (5)
- _____ Criatividade (6)
- _____ Tecnologia (7)
- _____ Entretenimento / Comédia (8)
- _____ Turismo (9)
- _____ Desporto (10)



Q7.

Por favor indique, seleccionando a opção que se adequa à sua situação. Quanto tempo passa por dia no Instagram?

- < 30 min. (1)
- 30 min. - 1h (2)
- 1h - 1.30h (3)
- 1.30h - 2h (4)
- 2h - 2.30h (5)
- 2.30h - 3h (6)
- 3h - 3.30h (7)
- 3.30h - 4h (8)
- > 4 h (9)



Q8.

Quantos posts pública por semana no Instagram?

- Entre 0 e 2 posts (1)
- Entre 2 e 4 posts (2)
- Entre 4 e 6 posts (3)
- Entre 6 e 8 posts (4)
- Entre 8 e 10 posts (5)
- Entre 10 e 12 posts (6)
- Entre 12 e 14 posts (7)
- Mais de 14 posts (8)



Q9.

Indique qual a sua idade:

- 18 - 24 (2)
- 25 - 34 (3)
- 35- 44 (4)
- > 44 (5)

Q10.

Indique qual o seu género:

- Feminino (1)
- Masculino (2)

Q11.

Indique qual a sua ocupação:

- Estudante (1)
- Empregado por terceiros (2)
- Empregado por conta própria (3)
- Desempregado (4)
- Trabalhador - Estudante (5)
- Reformado (6)
- Outro (7)

Q12.

Indique o seu nível máximo de escolaridade atingida:

- 1º ciclo (equivalente à primária) (1)
- 2º ciclo (equivalente ao 6º ano) (2)
- 3º ciclo (equivalente ao 9º ano) (3)
- Secundário (equivalente ao 12º ano) (4)
- Licenciatura (5)
- Mestrado (6)
- Doutoramento (7)

Q13.

Indique o seu nível de rendimento líquido mensal:

- 0€ - 500€ (1)
- 500€ - 1000€ (3)
- 1000€ - 2500€ (4)
- 2500€ - 3500€ (5)
- > 3500€ (6)

A sua resposta foi registada. Muito obrigada pela sua participação!

Appendix 2. Survey translation

Credibility's scale

Credibility's scale (Ohanian, 1990)		
Items		
Variable	Original statement	Translation and adaptation
Attractiveness	I follow influencers on Instagram because they are attractive	Sigo influenciadores/bloggers no Instagram porque são atrativos
	I follow influencers on Instagram because they are classy	Sigo influenciadores/bloggers no Instagram porque são clássicos/charmosos
	I follow influencers on Instagram because they are handsome	Sigo influenciadores/bloggers no Instagram porque são bonitos
	I follow influencers on Instagram because they are elegant	Sigo influenciadores/bloggers no Instagram porque são elegantes
	I follow influencers on Instagram because they are sexy	Sigo influenciadores/bloggers no Instagram porque são sexy
Trustworthiness	I follow influencers on Instagram because they are dependable	Sigo influenciadores/bloggers no Instagram porque são confiáveis
	I follow influencers on Instagram because they are honest	Sigo influenciadores/bloggers no Instagram porque são honestos
	I follow influencers on Instagram because they are reliable	Sigo influenciadores/bloggers no Instagram porque são leais
	I follow influencers on Instagram because they are sincere	Sigo influenciadores/bloggers no Instagram porque são sinceros
	I follow influencers on Instagram because they are trustworthy	Sigo influenciadores/bloggers no Instagram porque são fidedignos
Expertise	I follow influencers on Instagram because they are expert	Sigo influenciadores/bloggers no Instagram porque são especialistas
	I follow influencers on Instagram because they are experienced	Sigo influenciadores/bloggers no Instagram porque são experientes
	I follow influencers on Instagram because they are knowledgeable	Sigo influenciadores/bloggers no Instagram porque são entendedores
	I follow influencers on Instagram because they are qualified	Sigo influenciadores/bloggers no Instagram porque são qualificados
	I follow influencers on Instagram because they are skilled	Sigo influenciadores/bloggers no Instagram porque são talentosos

Purchase intention's scale

Purchase intention's scale (Dodds, Monroe & Grewal, 1991)		
Items		
Variable	Original statement	Translation and adaptation
Purchase intention	I pretend to buy the products promoted by the influencers on Instagram	Pretendo comprar os produtos que os influenciadores/bloggers promovem no Instagram
	It is likely that I will buy the products promoted by the influencers on Instagram	É provável que compre os produtos que os influenciadores/bloggers promovem no Instagram
	I am willing to buy the products promoted by the influencers on Instagram	Tenho uma elevada intenção de comprar os produtos que os influenciadores/bloggers promovem no Instagram

Appendix 3. Principal component analysis

KMO and Bartlett's test

KMO and Bartlett's Test		
Kaiser-Meyer-Olkin Measure of Sampling Adequacy		0.859
Bartlett's Test of Sphericity	χ^2	3293.527
	<i>df</i>	153
	ρ	0.000

Total variance explained

Total Variance Explained									
Component	Initial Eigenvalues			Extraction Sums of Squared Loadings			Rotation Sums of Squared Loadings		
	Total	% of Variance	Cumulative %	Total	% of Variance	Cumulative %	Total	% of Variance	Cumulative %
1	6.168	34.265	34.265	6.168	34.265	34.265	3.744	20.801	20.801
2	3.383	18.792	53.057	3.383	18.792	53.057	3.433	19.071	39.872
3	2.121	11.785	64.842	2.121	11.785	64.842	3.385	18.806	58.679
4	1.400	7.780	72.622	1.400	7.780	72.622	2.510	13.943	72.622
5	0.681	3.784	76.406						
6	0.610	3.391	79.797						
7	0.517	2.870	82.667						
8	0.470	2.612	85.28						
9	0.427	2.373	87.653						
10	0.385	2.140	89.793						
11	0.309	1.717	91.510						
12	0.291	1.617	93.127						
13	0.263	1.463	94.590						
14	0.240	1.332	95.922						
15	0.214	1.187	97.109						
16	0.201	1.115	98.224						
17	0.177	0.982	99.207						
18	0.143	0.793	100						

Rotated component matrix (factor analysis)

Rotated Component Matrix				
	Component			
	1	2	3	4
AT - Attractive	(-)0.041	0.765	0.038	0.148
AT - Classy	0.122	0.714	0.177	0.137
AT - Handsome	0.004	0.900	(-)0.020	0.062
AT - Elegant	0.035	0.872	0.072	0.088
AT - Sexy	0.020	0.799	(-)0.026	0.027
TR - Dependable	0.737	0.088	0.306	0.177
TR - Honest	0.852	(-)0.017	0.187	0.189
TR - Reliable	0.879	0.042	0.157	0.174
TR - Sincere	0.840	0.003	0.230	0.073
TR - Trustworthy	0.756	0.028	0.315	0.144
EX - Expert	0.185	(-)0.055	0.839	0.006
EX - Experienced	0.167	0.045	0.835	0.052
EX - Knowledgeable	0.177	0.044	0.838	0.153
EX - Qualified	0.324	0.054	0.758	0.024
EX - Skilled	0.320	0.213	0.592	0.003
PI - I pretend to buy the product	0.153	0.192	0.056	0.889
PI - It is likely that I will buy the product	0.203	0.110	0.102	0.878
PI - I am willing to buy the product	0.205	0.120	0.028	0.864

Appendix 4. Descriptives and reliability

Attractiveness dimension – descriptives and reliability

Attractiveness dimension (Ohanian, 1990)				
Items	\bar{x}	σ	Cronbach's α	Overall \bar{x}
AT - Attractive	5.36	1.389	0.875	4.976
AT- Classy	4.68	1.555		
AT - Handsome	4.99	1.571		
AT - Elegant	5.06	1.485		
AT - Sexy	4.79	1.678		

Trustworthiness dimension – descriptives and reliability

Trustworthiness Dimension (Ohanian, 1990)				
Items	\bar{x}	σ	Cronbach's α	Overall \bar{x}
TR - Dependable	4.18	1.659	0.914	3.872
TR - Honest	3.74	1.586		
TR - Reliable	3.67	1.521		
TR - Sincere	3.75	1.584		
TR - Trustworthy	4.02	1.597		

Expertise dimension – descriptives and reliability

Expertise dimension (Ohanian, 1990)				
Items	\bar{x}	σ	Cronbach's α	Overall \bar{x}
EX - Expert	4.37	1.599	0.870	4.568
EX - Experienced	4.68	1.508		
EX - Knowledgeable	4.64	1.560		
EX - Qualified	4.18	1.687		
EX - Skilled	4.96	1.601		

Credibility construct – descriptives and reliability

Credibility construct (Ohanian, 1990)				
Dimensions	\bar{x}	σ	Cronbach's Alpha	Overall \bar{x}
Attractiveness	4.976	1.255	0.869	4.472
Trustworthiness	3.872	1.371		
Expertise	4.568	1.292		

Purchase intention construct – descriptives and reliability

Purchase intention construct (Dodds, Monroe & Grewal, 1991)				
Items	\bar{x}	σ	Cronbach's α	Overall \bar{x}
PI - I pretend to buy the product	3.78	1.690	0.898	3.644
PI - It is likely that I will buy the product	3.77	1.772		
PI - I am willing to buy the product	3.38	1.696		

Appendix 5. Extra questions

I. Which kind of influencers do Instagram users prefer to follow?

*Instagram users
preference on types of influencers*

Type of Influencers	\bar{x}
Technology	6.98
Design	6.07
Natural World	5.83
Criativity	5.82
Beauty	5.45
Tourism	5.42
Fitness	5.29
Entertainment / Comedy	4.79
Food	4.27
Fashion	4.23

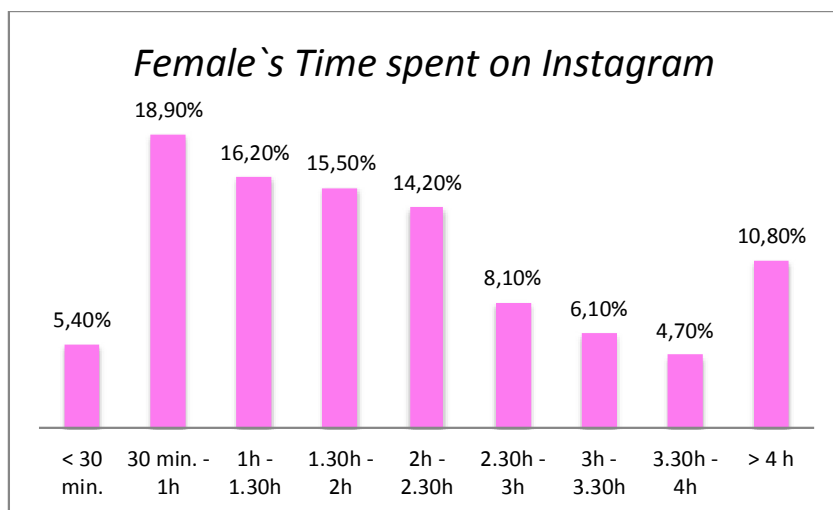
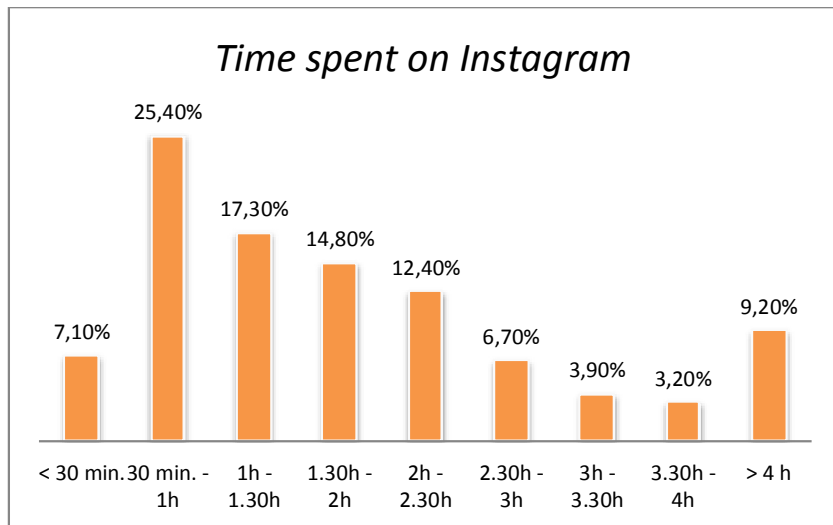
*Female – Instagram users
preference on types of influencers*

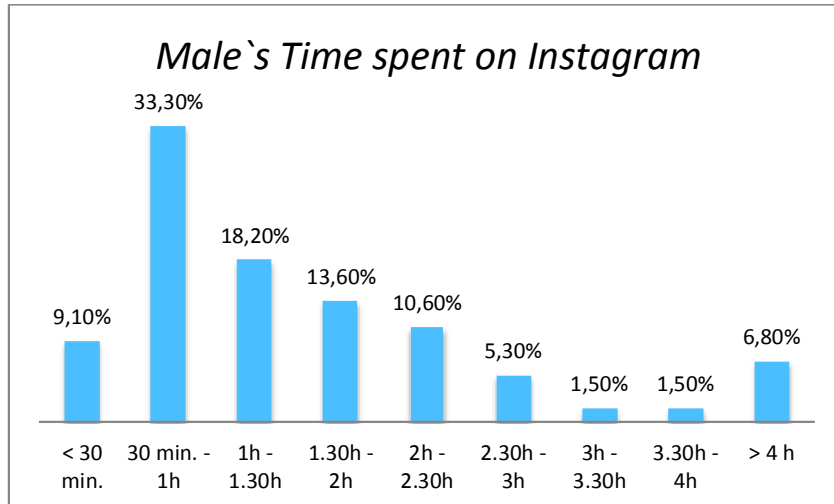
Type of Influencers	\bar{x}
Technology	8.01
Fitness	6.91
Natural World	6.22
Criativity	5.98
Design	5.70
Tourism	5.33
Entertainment / Comedy	5.26
Beauty	4.53
Food	3.75
Fashion	2.35

*Male – Instagram users
preference on types of influencers*

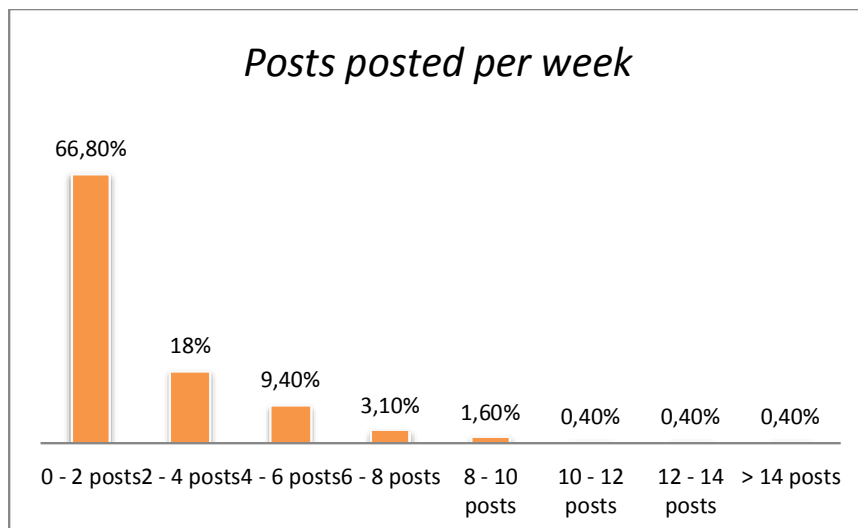
Type of Influencers	\bar{x}
Design	6.55
Beauty	6.55
Fashion	6.36
Technology	5.83
Criativity	5.64
Tourism	5.54
Natural World	5.39
Food	4.86
Entertainment / Comedy	4.17
Fitness	3.66

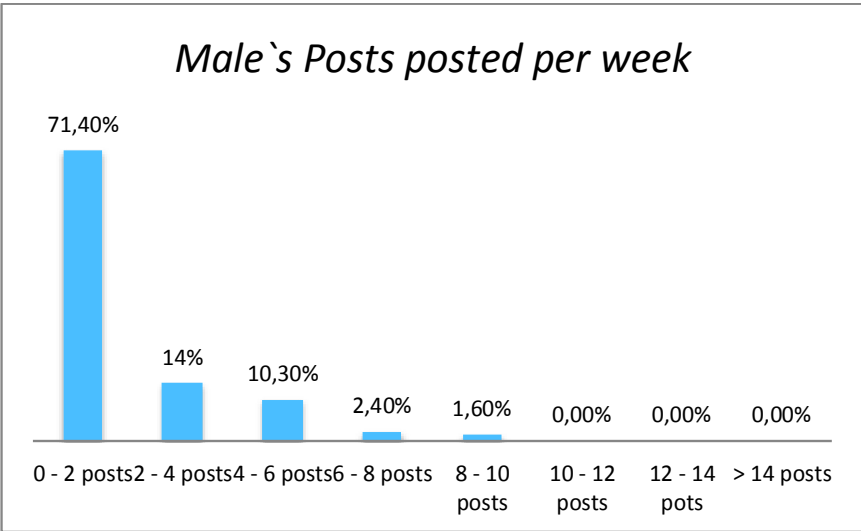
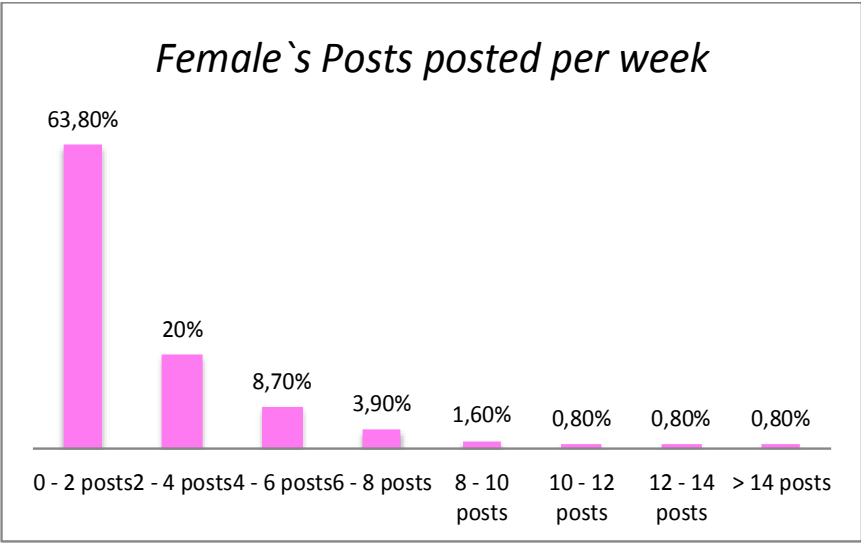
II. How much time do Instagram users spent per day on Instagram?





III. How many posts do Instagram users post on Instagram per week?





REFERENCES

- Abdulmajid, M.A., Wahid, N.A. (2012). Endorser Credibility Effects on Yemeni Male Consumer's Attitudes towards Advertising, Brand Attitude and Purchase Intention: The Mediating Role of Attitude toward Brand. *International Business Research*, 5(4), 55-66.
- Ackaradejruangsri, P. (2015). Know me, like me, follow me, engage me, buy me: the growing marketplace for new business ventures in Thailand. *International Academy of Marketing Studies Journal* , 19 (3).
- Agrawal, J., Kamakura, W.A., (1995). The Economic Worth of Celebrity Endorsers: An Event Study Analysis. *Journal of Marketing*, 59, 56-62.
- Akar, E. and Nasir, V. A. (2015). A review of literature on consumers' online purchase intentions. *Journal of Costumer Behaviour*, 14 (3), 215-233 .
- Armstrong, C. L., & Nelson, M. R. (2005). How newspaper sources trigger gender stereotypes. *Journalism & Mass Communication Quarterly*, 82(4), 820-837.
- Amos, C., Holmes, G., Strutton, D. (2008). Exploring the Relationship Between Celebrity Endorser Effects and Advertising Effectiveness: A Quantitative Synthesis of Effect Size. *International Journal of Advertising*, 27(2), 209-234.
- Applbaum, R., Anatol, K. (1972). The Factor Structure of Source Credibility as a Function of the Speaking Situation. *Speech Monographs*, 39, 216-222.
- Applbaum, R., Anatol, K. (1973). Dimensions of Source Credibility: A Test for Reproducibility. *Speech Monographs*, 40, 231-237.
- Atkin, C., & Block, M. (1983). Effectiveness of celebrity endorsers. *Journal of Advertising Research*, 23, 57-61.
- Baird, C.H. and Parasnis, G. (2011). From social media to social customer relationship management. *Strategy & Leadership*, 39(5), 30–37.
- Baek, T. H., Kim, J., Yu, J. H., (2010). The differential roles of brand credibility and

- brand prestige in consumer brand choice. *Psychol Mark*, 27(7), 662-678.
- Baker, W. H., Hutchinson, J. W., Moore, D. and Nedungadi, P. (1986). Brand familiarity and advertising: effects on the evoked set and brand preference. *Advances in Consumer Research*, 13(1), 637-642.
- Baker, M., Churchill, G.A. (1977). The Impact of Physically Attractive Models on Advertising Evaluations. *Journal of Marketing Research*, 14(4), 538-555.
- Bayo-Moriones, A., & Lera-López, F. (2007). A firm-level analysis of determinants of ICT adoption in Spain. *Technovation*, 27(6/7), 352-366.
- Batra, R. and Keller, K. (2016). Integrating Marketing Communications: New Findings, New Lessons, and New Ideas. *Journal of Marketing*, 80, 122-145.
- Blackshaw, P. (2006). The consumer-generated surveillance culture.
- Berlo, D. K., Lemert, J. B., & Mertz, R. J. (1969). Dimensions for evaluating the acceptability of message sources. *Public Opinion Quarterly*, 33(4), 563-576.
- Berthon, P. R., Pitt, L. F., Plangger, K., & Shapiro, D. (2012). Marketing meets Web 2.0, social media, and creative consumers: Implications for international marketing strategy. *Business Horizons*, 55(3), 261-271.
- Bickart, B. and Schindler, R.M. (2001). Internet forums as influential sources of consumer information. *Journal of Interactive Marketing*, 15(3), 31-40.
- Boyd, D. M. (2006). Social network sites: Definition, history, and scholarship. *Journal of Computer-Mediated Communication*, 13(1), 210-230.
- Bowers, J., Phillips, W. (1967). A Note on the Generality of Source Credibility Scales. *Speech Monographs*, 34, 185-186.
- Bowles, J. (2016). Instagram: a visual view of the southeastern conference. *Journal of Contemporary Athletics*, 10 (4).
- Brodie, R., Coviello, R., Brookes, E. R., & Little, V. (1997). Towards a paradigm shift

in marketing? An examination of current marketing practices. *Journal of Marketing Management*, 13, 383-406.

Bracken, C. C. (2006). Perceived source credibility of local television news: The impact of television form and presence. *Journal of Broadcasting & Electronic Media*, 50(4), 723-741.

Brandwatch (2016). 37 Instagram Statistics for 2016. (Retrieved on May, 2016 from <https://www.brandwatch.com/blog/37-instagram-stats-2016/>)

Brown, J. J., & Reingen, P. H. (1987). Social ties and word-of-mouth referral behavior. *Journal of Consumer Research*, 14(3), 350-362.

Chang, H., & Chen, S. (2008). The impact of online store cues on purchase intention. *Online Information Review*, 32(6), 818-841

Chaiken, S. (1979). Communicator Physical Attractiveness and Persuasion. *Journal of Personality and Social Psychology*, 37, 1387-1397.

Cheung, M.Y., Luo, C., Sia, C.L. and Chen, H. (2009). Credibility of Electronic Word-of-Mouth: Informational and Normative Determinants of Online Consumer Recommendations. *International Journal of Electronic Commerce*, 13(4), 9-38.

Chiu, Y., Lin, C. & Tang, L. (2005) Gender differs: assessing a model of online purchase Intentions in e-tail service. *Journal of Fashion Marketing and Management*, 16, 416-435.

Chu, S.C. and Choi, S.M. (2011). Electronic Word-of-Mouth in Social Networking Sites: A Cross-Cultural Study of the United States and China. *Journal of Global Marketing*, 24(3), 263-281.

Chu, S. C., & Kim, Y. (2011). Determinants of consumer engagement in electronic Word-of-Mouth (eWOM) in social networking sites. *International Journal of Advertising*, 30(1), 47-75.

Clemons, E. (2009). The complex problem of monetizing virtual electronic social networks. *Decision Support Systems*, 48, 46-56.

- Comley, P., & Beaumont, J. (2011). On-line research, methods, benefits and issues – part 2. *Journal of Direct, Data and Digital Marketing Practice*, 13, 25-39.
- Comrey, A. L., and Lee, H. B. (1992). *A first course in factor analysis*. Hillsdale, NJ: Erlbaum.
- Constantinides, E. and Fountain, S. J. (2008). Web 2.0: conceptual foundations and marketing issues. *Journal of Direct, Data and Digital Marketing Practice*, 9(3), 231-244.
- Corey, Lawrence G. (1971). People who Claim to be Opinion Leaders: Identifying Their Characteristics by Self-Report. *Journal of Marketing*, 35, 48-53.
- Cova, B., & Cova, V. (2002). Tribal marketing: The tribalisation of society and its impact on the conduct of marketing. *European Journal of Marketing*, 36(5/6), 595-620.
- Cova, B. and White, T. (2010). Counter-brand and alter-brand communities: the impact of Web 2.0 on tribal marketing approaches. *Journal of Marketing Management*, 26, 256-270.
- Crosby, L. A., Evans, K. R., & Cowles, D. (1990). Relationship quality in services selling: An interpersonal influence perspective. *Journal of Marketing*, 54(3), 68-81.
- Cronin, J. (2009). Upgrading to Web 2.0 An Experiential Project to Build a Marketing Wiki . *Journal of Marketing Education* , 31, 66-75.
- Debevec, K., & Kernan, J.B. (1984). More evidence on the effects of a presenter's attractiveness: Some cognitive, affective, and behavioral consequences. *Advances in Consumer Research*, 11, 127-132.
- Deaux, K., & Lewis, L. L. (1984). The structure of gender stereotypes: Interrelationships among components and gender labels. *Journal of Personality and Social Psychology*, 46(6), 991-1004.
- Dholakia, U., Richard P., and Lisa K. P. (2004), A Social Influence Model of Consumer Participation in Network- and Small-group- based Virtual Communities. *International Journal of Research in Marketing*, 21(3), 241-63.

- DeVellis, R. F. (1991). Scale Development: theory and applications. *Applied Social Research Methods Series*, 26.
- De Vries, L., Gensler, S. and LeeFlang, P. S. H. (2012). Popularity of Brand Posts on Brand Fan Pages: An Investigation of the Effects of Social Media Marketing. *Journal of Interactive Marketing*, 26(2), 83-91.
- Desarbo, W.S., Harshman, R.A. (1985), Celebrity-Brand Congruence Analysis. *Current Issues and Research in Advertising*, 1, 17-52.
- Dodds, W. B., Monroe, K. B. and Grewal, D. (1991), Effects of price, brand, and store information on buyers' product evaluations. *Journal of Marketing Research*, 28(3), 307-319.
- Doney, P. M., & Cannon, J. P. (1997). An examination of the nature of trust in buyer-seller relationships. *Journal of Marketing*, 61(2), 35-51.
- Erdogan, B.Z. (1999). Celebrity Endorsement: A Literature Review. *Journal of Marketing Management*, 41(3), 291-314.
- Erkan, I. (2015). Electronic Word of Mouth on Instagram: Customers' Engagements with Brands in Different Sectors . *International Journal of Management* , 2.
- Freberg, K., Graham, K., McGaughey, K., & Freberg, L. (2010). Leaders or snakes in suits: Public perceptions of today's CEO. *Association for Psychological Science*.
- Ferebee, S. (2007). An examination of the influences of involvement level of web credibility of web sites.
- Flanagin, A. J., & Metzger, M. J. (2003). The perceived credibility of personal web page information as influenced by the sex of the source. *Computers in Human Behavior*, 19, 683-701.
- Friedman, H. H., & Friedman, L. (1979). Endorser effectiveness by product type. *Journal of Advertising Research*, 19(5), 63-71.
- Friestad, M., & Wright, P. (1994). The persuasion knowledge model: how people cope

with persuasion attempts. *Journal of Consumer Research*, 21, 1-31.

Fournier, S. (1998). Consumers and their brands: Developing relationship theory in consumer research. *Journal of Consumer Research*, 24, 343-373.

Forsythe, S. M., & Shi, B. (2003). Consumer patronage and risk perceptions in Internet shopping. *Journal of Business Research*, 56(11), 867-875.

Garbarino, E., & Strahilevitze, M. (2004). Gender differences in the perceived risk of buying online and the effects of receiving a site recommendation. *Journal of Business Research*, 57(7), 768-775.

Garifova, L. F. (2016). Realization of small businesses economic interests on instagram. *Journal of Economics and Economic Education Research* , 17.

Gaziano, C., & McGrath, K. (1986). Measuring the concept of credibility. *Journalism Quarterly*, 63(3), 451-462.

Godey, B., Manthiou, A. Pederzoli, D., Rokka, J. and Aiello, G. (2016). Social media marketing efforts of luxury brands: Influence on brand equity and consumer behavior. *Journal of Business Research* , 69, 5833-5841.

Goldsmith, R.E. (2002). Explaining and predicting consumer intention to purchase over the internet: an exploratory study. *Journal of Marketing Theory and Practice*, 10(1), 22-8.

Goldsmith, R., Lafferty, B., Newell, S. (2000). The Impact of Corporate Credibility and Celebrity Credibility on Consumer Reaction to Advertisements and Brands. *Journal of Advertising*, 29(3), 43-54.

Goldsmith, R. and Lafferty, B. (1999). Corporate Credibility's Role in Consumers' Attitudes and Purchase Intentions When a High versus a Low Credibility Endorser Is Used in the Ad. *Journal of Business Research* , 44, 109-116.

Guido, G. P. (2011). Beardedness in advertising: Effects on endorsers' credibility and purchase intention. *Journal of Marketing Communications* , 17 (1), 37-49.

- Habibi M. R., Laroche M, & Richard M. O. (2014). The roles of brand community and community engagement in building brand trust on social media. *Computers in Human Behavior*, 37,152-161.
- Hair, J.F., Black, W., Babin, B., Anderson, R.E., & Tatham, R.L. (2005). *Multivariate data analysis* (5th ed.). Upper Saddle River, NJ: Prentice Hall.
- Hasan, B. (2010). Exploring gender differences in online shopping attitude . *Computers in Human Behavior* (26), 597-601.
- Hassanein, K., & Head, M. (2007). Manipulating perceived social presence through the web interface and its impact on attitude towards online shopping. *International Journal of Human-Computer Studies*, 65(8), 689-708.
- Hirschman, E. C. (1986). Humanistic inquiry in market research: Philosophy, method and criteria. *Journal of Marketing Research*, 23(August), 237-249.
- Hoffman, D. L., & Novak, T. P. (1997). A new marketing paradigm for electronic commerce. *The information Society*, 13, 43-54.
- Hoffman, D., & Novak, T. (2012). Toward a deeper understanding of social media. *Journal of Interactive Marketing*, 26(2), 69-70.
- Hookway, N. (2008). Entering the blogosphere: Some strategies for using blogs in social research. *Qualitative Research*, 8(1), 91-113.
- Hovland, C.I., Janis, L.I., Kelley, H.H. (1953). *Communication and Persuasion*. New Haven, CI: Yale University Press.
- Hovland, C., Weiss, W. (1951). The Influence of Source Credibility on Communication Effectiveness. *Public Opinion Quarterly*, 15, 635-650.
- Hsu, Y. H., & Tsou, H.-T. (2010). Understanding customer experiences in online blog environments. *International Journal of Information Management*, 31, 510-523.
- Jiménez, F. R. and Mendoza, N. A. (2013). Too Popular to Ignore: The Influence of Online Reviews on Purchase Intentions of Search and Experience Products. *Journal of Interactive Marketing* , 27, 226-235.

- Joseph, W. B. (1982). The credibility of physically attractive communicators: A review. *Journal of Advertising*, 11, 15-24.
- Johnson, T. J., Kaye, B. K., Bichard, S. L., & Wong, W. J. (2007). Every blog has its day: Politically-interested internet users' perceptions of blog credibility. *Journal of Computer-Mediated Communication*, 13(1), 100-122.
- Kahle, L.R., Homer, P. (1985). Physical Attractiveness of the Celebrity Endorser: A Social Adaptation Perspective. *Journal of Consumer Research*, 11(4), 954-961.
- Kaikati, J.G. (1987). Celebrity Advertising: A Review and Synthesis. *International Journal of Advertising*, 6(2), 93-105.
- Kaiser, H.F. (1974). An index of factorial simplicity. *Psychometrika*, 39, 31-36.
- Kallas (2017). Top 15 Most Popular Social Networking Sites (and 10 Apps!). (Retrieved on May 20, 2017 from <https://www.dreamgrow.com/top-15-most-popular-social-networking-sites/>)
- Kapitan, S. and Silvera, D. (2016). From digital media influencers to celebrity endorsers: attributions drive endorser effectiveness . *Business Media New York* , 27, 553-567.
- Kaplan, A. M., & Haenlein, M. (2010). Users of the world, unite! The challenges and opportunities of Social Media. *Business Horizons*, 53(1), 59-68.
- Keller, E., & Berry, J. (2003). The influentials: One American in ten tells the other nine how to vote, where to eat, and what to buy. *New York: Free Press*.
- Katz, E., Blumler, J., & Gurevitch, M. (1974). Uses and gratifications research. *Public Opinion Quarterly*, 37(4), 504-523.
- Kumar, R., Novak, J., Prabhakar, R., Andrew, T., 2004. Structure and evolution of blogspace. *Communication of the ACM* ,47(12), 35-39.
- Kemp, E., Childers, C. Y., & Williams, K. H. (2012). Place branding: creating self-brand connections and brand advocacy. *Journal of Product & Brand Management*, 21(7), 508-515.

Kim, J-W., Choi, J., Qualls, W., & Han, K. (2008). It takes a market place community to raise brand commitment: The role of online communities. *Journal of Marketing Management*, 24, 409-431.

Kim, S., Williams, R., & Lee, Y. (2003). Attitude toward online shopping and retail website quality: A comparison of US and Korean consumers. *Journal of International Consumer Marketing*, 16(1), 89-111.

Kim, W. G., Lee, C., & Hiemstra, S. J. (2004). Effects of an online virtual community on customer loyalty and travel product purchases. *Tourism Management*, 25(3).

Kim, Y. J., & Na, J. H. (2007). Effects of celebrity athlete endorsement on attitude toward the product: The role of credibility, attractiveness and the concept of congruence. *International Journal of Sports Marketing & Sponsorship*, 8, 310-320.

Kim, A. J., & Ko, E. (2010). Impacts of luxury fashion brand's social media marketing on customer relationship and purchase intention. *Journal of Global Fashion Marketing*, 1(3), 164-171.

Koernig, S. K., & Boyd, T. C. (2009). To catch a tiger or let him go: The match-up effect and athlete endorsers for sport and non-sport brands. *Sport Marketing Quarterly*, 18, 15-37.

Korzaan, M. L. (2003). Going with the flow: Predicting online purchase intentions. *Journal of Computer Information Systems*, 43(4), 25-31.

Kratzer, J., & Lettl, C. (2009). Distinctive roles of lead users and opinion leaders in the social networks of schoolchildren. *Journal of Consumer Research*, 36(4), 646-659.

Lafferty, B.A., & Goldsmith, R.E. (1999). Corporate credibility's role in consumers' attitudes and purchase intentions when a high versus a low credibility endorser is used in the ad. *Journal of Business Research*, 44, 109-116.

Lafferty, B.A., Goldsmith, R.E., & Newell, S.J. (2002). The dual credibility model: The influence of corporate and endorser credibility on attitudes and purchase intentions. *Journal of Marketing Theory and Practice*, 10, 1-12.

Lafferty, B. A., Goldsmith, R. E., & Flynn, L. R. (2005). Are innovators influenced by

endorser expertise in an advertisement when evaluating a high technology product? *Journal of Marketing Theory and Practice*, 13(3), 32-48.

Lafferty, B.A., & Goldsmith, R.E. (2004). How influential are corporate credibility and endorser attractiveness when innovators react to advertisements for a new high-technology product?. *Corporate Reputation Review*, 7, 24-36.

Laroche, M., Habibi, M. R., & Richard, M. O. (2013). To be or not to be in social media: How brand loyalty is affected by social media?. *International Journal of Information Management*, 33, 76-82.

Lassar, W., Mittal, B., & Sharma, A. (1995). Measuring customer-based brand equity. *Journal of Consumer Marketing*, 12(4), 11-19.

Lee, Y. and Koo, J. (2015). Athlete Endorsement, Attitudes, and Purchase Intention: The Interaction Effect Between Athlete Endorser-Product Congruence and Endorser Credibility . *Journal of Sport Management* , 29, 523-538.

Lee, J, & Lee, J (2015). How purchase intention consummates purchase behaviour: The stochastic nature of product valuation in electronic commerce. *Behaviour & Information Technology*, 34, 1, 57-68.

Lee, J., & Thorson, E. (2008). The impact of celebrity-product incongruence on the effectiveness of product endorsement. *Journal of Advertising Research*, 48, 433–449.

Leong, E. K. F., Huang, X., & Stanners, P. J. (1998). Comparing the effectiveness of the web site with traditional media. *Journal of Advertising Research*, 38(5), 44–51. □

Liao, Z., & Cheung, M. T. (2001). Internet-based e-shopping and consumer attitudes: An empirical study. *Information and Management*, 38(5), 299–306.

Lin, H. F. (2007). Predicting consumer intentions to shop online: An empirical test of competing theories. *Electronic Commerce Research and Applications*, 6(4), 433-442.

Liu, Y., Chen, Y., Zhou, C. F., 2010. Determinants of Customer Purchase Intention in Electronic Service. Institute of Electrical and Electronics Engineers.

Malhotra, N. K. (1999). Marketing research: An applied orientation. *Upper Saddle*

River: Prentice-Hall.

Mallhotra, N.K. (2006). Pesquisa de Marketing: Uma Orientação. *Bookman Companhia Ed.*

Marktest. (2016). Os portugueses e as redes sociais. Retrieved from: <http://www.marktest.com/wap/a/grp/p~96.aspx>

Mangold, W. G., and Faulds D. J., (2009). Social Media: The new hybrid element of the promotion mix. *Business Horizons*, 52 (4), 357-365.

McCracken, G. (1989). Who is the Celebrity Endorser? Cultural Foundations of the Endorsement Process. *Journal of Consumer Research*, 16(3), 310-322.

McNely, B. J. (2012). Shaping organizational image-power through images: Case histories of Instagram. Professional Communication Conference Proceedings.

Metzger, M. J., Flanagin, A. J., Eyal, K., Lemus, D. R., & McCann, R. M. (2003). Credibility for the 21st century: Integrating perspectives on source, message, and media credibility in the contemporary media environment. *Communication Yearbook*, 27, 293-336.

Meyers-Levy, J. (1988). The influence of sex roles on judgment. *Journal of Consumer Research*, 14(4), 522-530.

Meyers-Levy, J. and Sternthal, B. (1991). Gender differences in the use of message cues and judgments. *Journal of Marketing Research*, 28(1), 84-96.

Meredith, M. J. (2012). Strategic communication and social media: An MBA course from a business communication perspective. *Business and Professional Communication Quarterly*, 75(1), 89-95.

Messik R. (2012) - Social media: blessing or curse? A business perspective // Public Interest and Private Rights in Social Media. *A volume in Chandos Publishing Social Media Series*, 145-152.

Neilsen (2013). Global trust in advertising and brand messages. September. Accessed at: <http://www.nielsen.com/us/en/insights/reports/2013/global-trust-in-advertising-and->

brand-messages.html.

Napoleoncat (2016). Instagram users in Portugal – November 2016. Retrieved on November, 2016 from <https://napoleoncat.com/blog/en/instagram-users-in-portugal-november-2016/>)

Naylor, R. W., Lamberton, C. P. & West, P. M. (2012). Beyond the “like” button: The impact of mere virtual presence on brand evaluations and purchase intentions in social media settings. *Journal of Marketing*, 76, pp. 105-120

O’Brien, C. (2011). The emergence of the social media empowered consumer. *Irish Marketing Review*, 21(1–2), 32-40.

O’ Hara, B. S., Netemeyer, R. G., & Burton, S. (1991). An examination of the relative effects of source expertise, trustworthiness, and likeability. *Social Behavior and Personality: An international journal*, 19(4), 305-314.

Ohanian, R. (1990). Construction and validation of a scale to measure celebrity endorsers’ perceived expertise, trustworthiness, and attractiveness. *Journal of Advertising* 19(3), 39-52.

Ohanian, R. (1991), The Impact of Celebrity Spokespersons’ Perceived Image on Customers’ Intention to Purchase. *Journal of Advertising Research*, 31(1), 46-54.

Omnicores (2017). Instagram by the Numbers: Stats, Demographics & Fun Facts. (Retrieved on April 29, 2017 from <https://www.omnicoreagency.com/instagram-statistics/>)

O’Reilly, T. (2007). What is the web 2.0: Design patterns and business models for the next generation of software. *Communications & Strategies*, 65.

Palmer, A. and Bejou, D. (1995). The effects of gender on the development of relationships between clients and financial advisers. *The International Journal of Bank Marketing*, 13(3),18-27.

Papasolomou I & Melanthiou Y (2012) Social media: Marketing public relations new best friend. *Journal of Promotion Management*, 18 (3),319-328.

Patzer, G.L. (1983), Source Credibility as a Function of Communicator Physical Attractiveness. *Journal of Business Research*, 11(2), 229-241.

Pavlou, P. A. (2003). Consumer Acceptance of Electronic Commerce: Integrating Trust and Risk with the Technology Acceptance Model. *International Journal of Electronic Commerce*, 7(3), 101-134.

Pavlou, P. A., & Fygenson, M. (2006). Understanding and predicting electronic commerce adoption: An extension of the theory of planned behavior. *MIS Quarterly*, 30(1), 115-143.

Petroshius, S.M., & Crocker, K.E. (1989). An empirical analysis of spokesperson characteristics on advertisement and product evaluations. *Journal of the Academy of Marketing Science*, 17, 217-225.

Petty, R. E., & Cacioppo, J. T. (1981). Issue involvement as a moderator of the effects on attitude of advertising content and context. *Advances in Consumer Research*, 8, 20-24.

Pitt, L., Berthon, P., Watson, R., and Zinkhan, G. (2002). The Internet and the birth of real consumer power. *Business Horizons*, 45(4), 7-14.

Pornpitakpan, C. (2004). The Persuasiveness of Source Credibility: A Critical Review of Five Decades' Evidence. *Journal of Applied Social Psychology*, 34(2), 243-81.

Pornpitakpan, C. (2003). The effect of celebrity endorsers' perceived credibility on product purchase intention: The case of Singaporeans. *Journal of International Consumer Marketing*, 16(2), 55-74.

Putrevu, S. (2004). Communicating with the sexes: Male and female responses to print advertisements. *Journal of Advertising*, 33(3), 51-62

Quinton, S. (2013). The digital era requires new knowledge to develop relevant CRM strategy: a cry for adopting social media research methods to elicit this new knowledge. *Journal of Strategic Marketing*, 21, 402-412.

Quinton, S. (2012). The community brand paradigm: A response to brand management's

dilemma in the digital era. *Journal of Marketing Management*.

Roblek, V. B. (2013). The impact of social media to value added in knowledge-based industries. *Kybernetes*, 42 (4), 554-568.

Rodgers, S., & Harris, M. A. (2003). Gender and e-commerce: An exploratory study. *Journal of Advertising Research*, 43(3), 322-329.

Salomon, D. (2013). Moving on from Facebook. Using Instagram to connect with under graduates and engage in teaching and learning. *College & Research Libraries News*, 74(8), 408-412.

Saunders, M., Lewis, P., and Thornhill, A. (2009). *Research Methods for Business Students*. Edinburgh: Financial Times Prentice Hall.

Schaffer, Eric (2000). A better way for web design. *Information Week*, 784, 194.

Schau, J. H., Muniz, M. A., and Arnould, J. E. (2009). How brand community practices create value. *Journal of Marketing*, 73(5), 30–51.

Schlecht, C. (2003), Celebrities' Impact on Branding. (Retrieved from http://worldlywriter.com/images/portfolio/proposals/celebrity_branding.pdf)

Schmallegger, D., & Carson, D. (2008). Blogs in tourism: Changing approaches to information exchange. *Journal of Vacation Marketing*, 14(2), 99-110.

Siemens, J.C., Smith, S., Fisher, D., & Jensen, T.D. (2008). Product expertise versus professional expertise: Congruency between an endorser's chosen profession and the endorsed product. *Journal of Targeting, Measurement and Analysis for Marketing*, 16, 159-168.

Smith, R.G. (1973). Source credibility context effects. *Communication Monographs*, 40, 303-309.

Sertoglu, A. E., Catli, O and Korkmaz, S. (2014). Examining the effect of endorser credibility on the consumers' buying intentions: an empirical study in Turkey. *International Review of Management and Marketing*, 4 (1), 66-77.

Seybert, H. (2012). Internet use in households and by individuals 2012. (Retrieved January 25, 2013, from http://epp.eurostat.ec.europa.eu/cache/ITY_OFFPUB/KS-SF-12-050/EN/KS-SF-12-050-EN.PDF)

Solomon, M. R. (2002). Consumer behavior: buying, having and being. *Upper Saddle River, NJ: Prentice Hall.*

Statista (2017). Instagram: number of monthly active users 2013-2017. (Retrieved on April, 2017 from <https://www.statista.com/statistics/253577/number-of-monthly-active-instagram-users/>)

Statista (2017). Most popular brands on Instagram 2017, by followers. (Retrieved on May, 2017 from <https://www.statista.com/statistics/253710/leading-brands-ranked-by-number-of-instagram-followers/>)

Taylor, G., Jeffery, E. and David, S. (2011). Friends, Fans, and Followers: Do Ads Work on Social Networks? How Gender and Age Shape Receptivity. *Journal of Advertising Research*, 51(1), 258-76.

Taylor, M., Kent, M., & White, W. (2001). How activist organizations are using the internet to build relationships. *Public Relations Review*, 27, 263-284.

Thamizhvanan, A., & Xavier, M. (2013). Determinants of customers' online purchase intention: an empirical study in India. *Journal of Indian Business Research*, 5(1), 17-32.

Thompson, S.A., & Sinha, R. K. (2008). Brand communities and new product adoption: The influence and limits of oppositional loyalty. *Journal of Marketing*, 72(6), 65-80.

Till B. D., and Shimp, T. A. (1998). Endorsers in advertising: The case of negative celebrity information. *Journal of Advertising* 27(1), 67-82.

Till, B. D., Busler, M., (1998). Matching Products with Endorser: Attractiveness versus Expertise. *Journal of Consumer Marketing*, 15(6), 576-586.

Uncles, M. D. (2008). Know the changing consumer. *Journal of Brand Management*, 15(4), 227-231.

Union, I. T. (2009). Media statistics: Mobile phone subscribers (most recent) by country.

Retrieved December 6, 2013, from:
http://www.NationMaster.com/graph/med_mob_pho-media-mobile-phones.

Uzunoglu, E. and Kip, S. (2014). Brand communication through digital influencers: Leveraging blogger engagement . *International Journal of Information Management* , 34, 592-602 .

Van der Waldt, D., Van Loggerenberg, M., Wehmeyer, L. (2009), Celebrity Endorsements versus Created Spokespersons in Advertising: A Survey among Students. *SAJEMS*, 12(1), 110-114.

Van der Heijden, H., Verhagen, T., & Creemers, M. 2003. Understanding Online Purchase Intentions: Contributions from Technology and Trust Perspectives. *European Journal of Information Systems*, 12(1), 41-48.

Walker, M., Langmeyer, L., Langmeyer, D. (1992). *Commentary – Celebrity Endorsers: Do You Get What You Pay For? The Journal of Services Marketing*, 6, 35.

Watts, D. J., & Dodds, P. S. (2007). Influentials, networks, and public opinion formation. *Journal of Consumer Research*, 34(4), 441–458.

Wang, X., Yu, C. (2012). Social Media Peer Communication and Impacts on Purchase Intentions: A Consumer Socialization Framework . *Journal of Interactive Marketing*, 26 (26), 198-208 .

Wells, J. D., Valacich, J. S. and Hess, T. J. (2011). What signal are you sending? How website quality influences perceptions of product quality and purchase intentions. *MIS Quarterly*, 35(2), 373-396.

Wearesocial (2017). Digital in 2017: Southern Europe. Retrieved on 2017 from <https://www.slideshare.net/wearesocialsg/digital-in-2017-southern-europe>)

Wersm (2014). The complete history of Instagram. (Retrieved on January 34, 2014 from <http://wersm.com/the-complete-history-of-instagram/>)

White, J. K., Hendrick, S. S., Hendrick, C. (2004). Big five personality variables and relationship constructs. *Personality and Individual Differences*, 37(7), 1519-1530.

- White, D.W., Goddard, L., & Wilbur, N. (2009). The effects of negative information transference in the celebrity endorsement relationship. *International Journal of Retail & Distribution Management*, 37, 322-335.
- Wu, S. I. (2003). Relationship between consumer characteristics attitude toward online shopping. *Marketing Intelligence and Planning*, 21(1), 37-44.
- Wu, C., & Shaffer, D.R. (1987). Susceptibility to persuasive appeals as a function of source credibility and prior experience with the attitude object. *Journal of Personality and Social Psychology*, 52, 677-688.
- Wu, W., & Lee, Y. (2012). The Effect of Blog Trustworthiness, Product Attitude, and Blog Involvement on Purchase Intention. *International Journal of Management & Information Systems*, 16(3), 265-276.
- Yang, S. U., & Lim, J. S. (2009). The effects of blog-mediated public relations (BMPR) on relational trust. *Journal of Public Relations Research*, 21(3), 341-359.
- Yang, K. C. C. (2007). Factors influencing internet users' perceived credibility of news-related blogs in Taiwan. *Telematics and Informatics*, 24, 69-85.
- Yoon, K., Kim, C.H., Kim, M.S. (1998). A Cross-Cultral Comparison of the Effects of Source Credibility on Attitudes and Behavioral Intentions. *Mass Communication & Society*, 1(3/4), 153-173.
- Zhang, Y., Moe, W. (2017). Modeling the role of message content and influencers in social media rebroadcasting. *International Journal of Research in Marketing* (34), 100-119.
- Zhang, J., Farris, P. W., Irvin, J. W., Kushwaha, T., Steenburgh, T. J., & Weitz, B. A. (2010). Crafting integrated multichannel retailing strategies. *Journal of Interactive Marketing*, 24(2), 168-180.