

Dropbox Quick Start

What is Dropbox?

Dropbox is a free service that lets you bring all your photos, docs, and videos anywhere. Any file you save to your Dropbox will also automatically save to all your computers, phones, and even the Dropbox website. This means that you can start working on your computer at school or the office, and finish on your home computer. Never email yourself a file again!

The Dropbox Folder

After you install Dropbox on your computer, a Dropbox folder is created. If you're reading this guide, then that means you had no problems finding your Dropbox folder :). This folder is just like any other folder on your computer, but with a twist. Any file you save to your Dropbox folder is also saved to all your other computers, phones, and the Dropbox website.

On top of your Dropbox is a green icon that lets you know how your Dropbox is doing:




Green circle and check: All the files in your Dropbox are up to date.



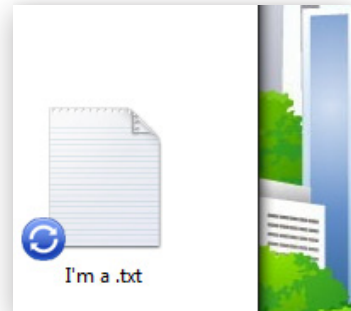
Blue circle and arrows: Files in your Dropbox are currently being updated.

Adding files to your Dropbox

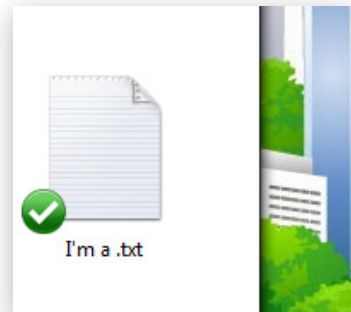
Step 1 Drag and drop a file into your Dropbox folder.



Step 2 The blue icon means your file's syncing with Dropbox.



That's it! The green icon means that your file has finished saving to your other computers and the Dropbox website. Now that your file's in Dropbox, any changes made to it will be automatically detected and updated to your other computers.



The Dropbox Right-click/Context Menu

When you Right-Click (Windows/Linux) or Control-Click (Mac) a file or folder in your Dropbox, you'll see a menu that lets you do a few neat things with Dropbox:

- **Share a Folder** Invite your friends, family and teammates to a folder in your Dropbox. It'll be as if you saved that folder straight to their computers.
- **View Previous Versions** View a record of changes made to a file. You can choose to go back to an earlier version of a file if you'd like.
- **Browse on Dropbox Website...** View a file on the Dropbox website.
- **Copy Public Link** Generate a link to any file in your Public Folder. You can then send this link to anyone you'd like to view that file.

The Dropbox Tray/Menu bar icon

The Dropbox tray or menu bar icon is located on the bottom (Windows) or top (Mac/Linux) of your screen, and lets you check the status and settings of your Dropbox. The same green, blue, and red icons that appear on the files and folders in your Dropbox also appear over this icon to let you know the status of your Dropbox.

Right-clicking this icon gives you a few options:

- Open your Dropbox folder, the Dropbox website, or the Dropbox help center.
- See which files were recently changed.
- View an estimate of how long it will take Dropbox to finish updating files.
- Change preferences for your connection, Dropbox folder location, and more.

What do I do now?

Try dragging some photos or docs into your Dropbox. Then visit the Dropbox website at <https://www.dropbox.com>. When you log in, your files will be waiting for you!

To learn more about Dropbox, take our tour at <http://www.dropbox.com/tour> or visit the help center at <http://www.dropbox.com/help>.

Frequently Asked Questions

How much does Dropbox cost?

Dropbox is free! If you run out of space, visit <https://www.dropbox.com/plans> to view our available subscriptions.

How much space does my Dropbox have?

Free accounts come with 2GB of space (deleted files and revisions won't count against your limit). You can always check your usage by visiting your account settings page at <https://www.dropbox.com/account>.

How long until my files are fully synced?

Dropbox will download as fast or as slow as your network allows, and will try its best to not hog your connection. If you'd like to limit your upload or download rates, you can change them in Dropbox's preferences. For step by step instructions, visit the help article at <https://www.dropbox.com/help/26>.

Dropbox is fast! How could it have possibly synced all of my files in that time?

Dropbox will look to see if it already has the file you're trying to upload. If it senses that it already has the file, it won't bother to upload it again. If the file has been changed recently, it will only upload/download the changes rather than the whole thing.

How secure is Dropbox?

Dropbox takes the security of your files and of our software very seriously. Dropbox uses Secure Socket Layer (SSL) and AES-256 encryption. AES-256 is the same encryption standard used by banks to secure customer data.

Can I access Dropbox on my mobile device?

The Dropbox App is available for iPhone, iPad, Android, and Blackberry. To install Dropbox on your mobile device, visit <http://www.dropbox.com/anywhere>. You can also get to your Dropbox at any time by visiting <http://www.dropbox.com> from your phone.